

THE NEEDLEWORK & TEXTILE GUILD OF MICHIGAN



VOLUME 15, ISSUE 7

MARCH 2026

MISSION STATEMENT

The purpose of the Guild shall be to foster the art of needlework and textile arts, encourage high standards of design and technique, and bring together members who will learn, share, teach, and participate, to the fullest extent, in this endeavor. This shall be considered the Mission of the Guild.

FROM THE PRESIDENT

I love that we are returning to in-person meetings this month! Yes, we'll have to get dressed and drive to Troy, but we'll be able to see each other and shop the Flea Market and check out library books and eat delicious treats. I hope you are all able to join us this month and enjoy Phyliss Cullen's lecture and colorful trunk show.

Please bring anything new you have made lately to share during Show and Tell. Also bring your beading from Catherine Redford's workshop and your cloth & paper collages from Margarita Koriath's workshop.

My own history of sewing started at age 6 with hand embroidery and moved to making doll clothes and then my own clothes as a teen (after learning to sew on my grandmother's treadle machine.) The Spring 2026 issue of Threads Magazine has a few articles about folks who make their own garments and their motivations to do so. The editor issued this reminder, that I challenge you all to try, "Invest in yourself as a creative person." Whatever type of sewing you do now, try something different, maybe a bit out of the ordinary. Enjoy it for the sake of being creative.

~ Carol Gardner Buszek



INSIDE THIS ISSUE

February Workshop	3
Member News	6 - 9
Calendar	10
Programs	11 - 17



NOTES from the PROGRAM COMMITTEE

April

- Great news – a seat has opened for this workshop – but you must act very quickly! Contact Sheryl at hogan2sisters@gmail.com asap to join in the fun.
- If you are already registered, remember that there is an optional supply kit available for \$20 that includes a palette with watercolor paints, watercolor brush, 140lb papers for all the projects, and scrap paper for practice.

June Creativity Luncheon

- Potluck and Show & Tell
- Time to consider finishing your UFOs – this is the perfect place to show off your beautiful artwork.
- Plus - the debut of a brand-new Kyle and Sheryl Show!

LOOKING AHEAD

- Got a great idea for Seminar Day in 2026? We want to hear it! Let Sheryl and Kyle know what you're dreaming up.

[Sheryl Hogan](#) and [Kyle Huber](#)



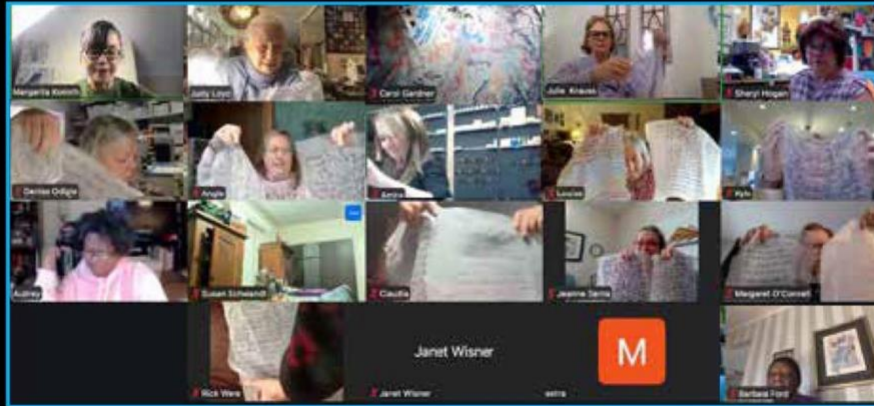
[NTGM Policy LINKS](#)

www.NTGM.org




NTGM FEBRUARY 2026 WORKSHOP


ZOOM



"WHISPERS OF LAYERS: PAPER AND CLOTH"

MARGARITA KORIOTH





WOW! AMAZING!



Hello everyone,
 I am a *proud mama*
 Today I had the time
 to review all your
 projects and they are
 really wonderful;
 great compositions.

Thank you for
 spending two days
 playing with me!

Margarita



THANK YOU FOR YOUR KIND ATTENTION
 Please visit my site at:

margaritakorioth.com

INSTAGRAM
[margarita_korioth](https://www.instagram.com/margarita_korioth)


NEWS FROM MEMBERS

FROM: RICK WARE

**AMERICAN QUILTERS
SOCIETY 2025 CREATIVITY
CHALLENGE: 50 STATES
IN STITCHES**

Title: The Great Lakes State
Size: 8 x 10 inches

The two small quilts will be part of an exhibition that will travel to each of the AQS shows in 2026.



As a lifelong resident of Michigan, I understand how much everything is influenced by being surrounded by such large bodies of water.

The use of their wool appliqué kit was required; several color schemes were available. They also supplied templates for each state on their website, although Isle Royale was missing so I added it.

The outlines of the Great Lakes that are outside of Michigan were added with hand stitched blue perle cotton. Since the state has the most existing lighthouses, I made one from wool on hand. In keeping with the nautical theme I added a metal mariner's compass quilt, and two vintage machine embroidered patches. An enameled pin of a hiking boot was also added.

Star indicates location of capital: Lansing.

FROM: RICK WARE

**AMERICAN QUILTERS
SOCIETY 2025 CREATIVITY
CHALLENGE: 50 STATES
IN STITCHES**

Title: Adventure State of Mind,
West Virginia
Size: 8 x 10 inches



Although I was never a resident of West Virginia, I have roots on both sides of my family.

While not a fan of the extreme sports, the state has developed a good reputation among enthusiasts.

The four activities of whitewater rafting, skiing, mountain climbing, and hiking/backpacking are represented with hand sewn appliques made of wool not included in the kit, strips of synthetic suede, ribbon, and perle cotton.

Star indicates location of capital: Charleston.

The use of their wool applique kit and template was required. I machine quilted the background before adding the applique.





Carole Harris and Jova Lynne: *Conversations in Color*

January 24 - March 7, 2026

Conversations in Color brings together the visual reflections of two black women of different generations practicing in the city of Detroit today, investigating ideas of memory, embodiment and identity through different subjects and mediums, both using color as their emotional center.

Matéria Gallery

1343 E. Fisher Freeway, Detroit

<https://www.materia-art.com/future-exhibitions>



Threads of Identity weaves together textile traditions exploring how fabric becomes a canvas for storytelling, resistance, memory, and heritage. From hand-dyed patterns to embroidered symbols and woven narratives, this exhibit highlights the personal expressions embedded in textiles.

www.scarabclub.org

Scarab Club

17 Farnsworth Street, Detroit

Threads of Time

November 1, 2025 - April 12, 2026

Threads of Time explores the delicate relationship between memory, time, and transformation in Detroit artist Carole Harris's fiber works. Using layers of fabric, thread, and other materials, she weaves together narratives of personal history and collective experience, creating intricate works that are as much about what is hidden as what is revealed.

Her artworks serve as a meditation on the passage of time, with layers of cloth overlapping, shifting, and aging - much like the layers of memory we accumulate throughout our lives.

Threads of Time invites reflection, introspection, and connection to the passage of time, offering a visual exploration of how we carry the past into the present and how art, like memory, can hold and preserve what might otherwise fade away.



Rhythm-n-ing, 2009.
Fiber. 56 1/2 x 49 in.

[Flint Institute of Arts](https://www.flintarts.org/)

KNITWITS

WHEN: the first Monday of the month
10:00a - 2:00p

Contact: Kathy Shuller

BEADERS

WHEN: the first Tuesday of the month
10:00a - 2:00p

Contact: Sharon McKenna

ARTFUL QUILTERS

a contemporary art quilting
group

WHEN: the third Tuesday of the month
1:00 to 3:00pm

Contact: Barbara Gittleman



Originality
is nothing but
judicious imitation.

~ Voltaire



NTGM 2025-26 NEW SEASON

ON-SITE MEETINGS - doors open at 9:00

Tues, Sept 9, 2025 - 10:00 am ON-SITE

Artist: Darcy Lewis

Lecture: Designing Your Own Garments

Tues, Oct 14, 2025 - 10:00 am ON-SITE

Creative Card Making Day

Tues, Nov 11, 2025 - 10:00 am ON-SITE

Artist: Helen Agius-Andreae

Lecture: Fused Glass Fundamentals

Tues, Nov 11, 2025 - 12:45 pm ON-SITE

Workshop: Glass Fusion

Tues, Dec 9, 2025 - 10:00 am ON-SITE

Silk Dyeing with Ties

Tues, Jan 13, 2026 - 9:30 am ZOOM

Artist: Catherine Redford

Zoom Lecture: Lessons I Learned While Quilting

Tues, Jan 13, 2026 - 1:00 pm

Zoom Workshop: Hand Beading on Fabric

Tues, Feb 10, 2026 - 9:30 am ZOOM

Artist: Margarita Koriotoh

Zoom Lecture: The Odd Couple: Paper and Fabric in Quilts

Tues, Feb 10, 2026 - 12:45 pm ZOOM

Wed, Feb 11, 2026 - 9:30 am ZOOM

Zoom Workshop: Whispers of Layers: Paper and Cloth

Tues, March 10, 2026 - 10:00 am ON-SITE

Artist: Phyllis Cullen

Lecture: Quilting in Paradise

Tues, March 10, 2026 - 12:45 pm ON-SITE

Wed, March 11, 2026 - 9:30 am

Workshop: Layered Portraits

Tues, April 14, 2026 - 10:00am ON-SITE

Artist: Michelle Detering

Lecture: More Contemporary Watercolor Adventures

Tues, April 14, 2026 - 12:45 pm ON-SITE

Wed, April 15, 2026 - 9:30 am

Workshop: Watercolor Revisted

Tues, May 12, 2026 - 10:00 am ON-SITE

Artist: Karen Turckes

Lecture: An Overview of Fabric Alteration for Collage

Tues, May 12, 2026 - 12:45 pm ON-SITE

Wed, May 13, 2026 - 9:30 am

Workshop: Altering Fabric for Collage

Tues, June 9, 2026 - 11:00 am ON-SITE

53rd Annual Creativity Show and Luncheon

ON-SITE MEETINGS NOTED IN BLACK

ON-SITE WORKSHOPS NOTED IN BLUE

Pre-registration required for all workshops

ZOOM MEETINGS & WORKSHOPS IN RED

Knitwits meet the 1st Monday

Beaders meet the 1st Tuesday

Artful Quilters meet the 3rd Tuesday



March 2026

March 10

PHYLLIS CULLEN

“Quilting in Paradise”

Join Phyllis Cullen on an enchanted journey through her magical Hawaiian island and studio and see many examples of her colorful fabric art side-by-side with the scenery, activity, people, flora, and fauna that inspired each piece.

Phyllis believes “it’s all about the color!” and her goal is to recreate the color and light and bring out the story, and the soul, of her subject. Photography, drawing, painting, mixed media, fabric, wool roving, beads, clay... It’s all good!

Phyllis is the Hawaii regional rep for SAQA, and she has shown, sold, and taught all over the world. She now gets to live and work on the beautiful Hamakua coast of Hawaii's Big Island, where she enjoys sharing her studio and knowledge with others both in-person and via Zoom.



www.phylliscullenartstudio.com

March 2026

Tuesday, March 10 12:45p – 3:45p
Wednesday, March 11 9:30a – 3:45p

PHYLLIS CULLEN

Workshop

“Layered Portraits”

Amaze your friends and family with this layered portrait technique! Participants will learn how to manipulate photos and how to draw contour quilting lines. Phyllis will create a custom pattern for each student based on a photo emailed to her in advance. Participants will create a fused fabric portrait from their own photo - ready for quilting. Very fast workers may get to the quilting in class as well.

As a participant in the class: If you have a selection of photos, you may email them all to Phyllis, she will help you choose, and then you will get a pattern in class.

Anyone who does not send a photo to Phyllis will be able to choose from a selection of her photos (Ben Franklin, Johnny Cash, Einstein, Elvis, or whoever she also feels like printing out at the time). You can also request a photo that you see on the [PORTFOLIO](#) page.



[Registration Form](#)

[Supply List](#)

Seats Available: 8

April 2026

April 14

MICHELLE DETERING

“More Contemporary Watercolor Adventures”

Nature-inspired watercolor and mixed media artist Michelle Detering returns to NTGM to share with us her most recent artistic journey. Although she works in a variety of media including watercolor, photography, mixed media, and collage, watercolor is her primary medium. Her work offers a contemporary take on watercolor that resists the traditional constraints of the medium, emphasizing fluidity and flow and demonstrating a balance between looseness and control. She chooses the best medium to channel the story she is trying to tell about the natural world, hoping that through her art people will be inspired to see the magic and beauty in nature.

www.michelledeteringart.com



April 2026

Tuesday, April 14

12:45p – 3:45p

Wednesday, April 15

9:30a – 3:30p

MICHELLE DETERING

Workshop

“Watercolor Revisited and Explored”

Join Artist Michelle Detering for a second workshop exploring the world of watercolor! The focus will be on beginner and advanced watercolor techniques, exploring the process of combining watercolor with fiber and thread to create unique artworks. Covered in the workshop will be watercolor basics (refresher) and experimentation with watercolor paint, using watercolor and ink on fiber, and stitching on watercolor paper. For a final project in the workshop, students will be assembling watercolor paper, fabric, and thread to create butterfly and botanical art.



[Registration Form](#)

[Supply List](#)

Seats Available: 1

May 2026

May 12

KAREN TURCKES

“An Overview of Fabric Alteration Techniques”

Karen Turckes is a fiber artist and teacher who has worked with textiles all her life. She is a graduate of the Clothing and Textiles program at Michigan State University, as well as Jane Dunnewold’s Art Cloth Mastery Program in San Antonio, Texas.

Karen will discuss techniques based on the Japanese concept of Wabi-Sabi – the aesthetics of finding beauty in the imperfection. Her lecture will describe and explain the process of deconstructing, reconstructing, and altering fabrics to use in collage. Techniques include layering fabric fragments, hand-stitching, mark making, abrading, dissolving, and the use of several commercial products.

www.windberrystudio.com



May 2026

Tuesday, May 12

12:45p – 3:45p

Wednesday, May 13

9:30a – 3:45p

KAREN TURCKES

Workshop

“Altering Fabric for Collage”

Embrace the Japanese concept of Wabi-Sabi – the aesthetics of finding beauty in the imperfection. Using a variety of fabrics (sheers, textures, solids) and paper, students will deconstruct, reconstruct, and alter pieces in preparation for two 5”x7” canvas collages. Methods used are layering fabric fragments, hand stitching, mark making, abrading, and dissolving. Application of Plaster of Paris, Crackle Paste, Paper Clay, and Encaustic Wax will add a new dimension.



[Registration Form](#)

[Supply List](#)

[Wait List](#)

June 2026

June 9



Annual
LUNCHEON
and
CREATIVITY SHOW