

# THE NEEDLEWORK & TEXTILE GUILD OF MICHIGAN



VOLUME 13, ISSUE 1

SEPTEMBER 2023

## MISSION STATEMENT

The purpose of the Guild shall be to foster the art of needlework and textile arts, encourage high standards of design and technique, and bring together members who will learn, share, teach, and participate, to the fullest extent, in this endeavor. This shall be considered the Mission of the Guild.

## FROM THE PRESIDENT

I am looking forward to our meetings starting again this month, and I hope all of you are also. We have four in-person meetings and workshops to look forward to for the remainder of 2023. And most workshops still have openings, so check the newsletter for more information about them.

Many of you have told me how much you miss having a Directory, which we discontinued during the Covid pandemic shutdown. The member page of the website now contains a printable document listing all current members and their contact information. Remember, this page is password-protected and the directory is for personal use only. If you are a new member, see Cheri Skomra (Membership Chair) or me at the September meeting for a card with the current password.

Traditionally members have announced special events or shows they know of during the

business portion of our meetings (before the speaker starts). To reach as many members as possible, we will start listing these happenings in our monthly newsletter. Please send this info to [Sharon McKenna](#) by the 25th of each month – this can be a special program at another Guild, a fiber event you think our members would enjoy, a new shop, anything you think the members should hear about!

All members who have paid their dues for this coming year will be eligible to win one of 5 free tickets to the Sewing Expo in November. Be sure to let us know when you arrive at the September meeting if you want to be part of the drawing.

The Next Global Quilt Connection Sampler Platter is September 23 and 24, 2023 and you'll receive your Zoom link about one week before that.

*~ Carol Gardner Buszek*



## INSIDE THIS ISSUE

<b>Program Notes</b>	<b>3</b>
<b>Member Information</b>	<b>4 - 7</b>
<b>Calendar</b>	<b>8</b>
<b>2023-24 Programs</b>	<b>9 – 26</b>
<b>Special Feature</b>	<b>27</b>



Do you know of a member who would benefit from a note? Contact Liz DeVree by email or phone at \_\_\_\_ OR contact any Board member.



[www.ntgm.org](http://www.ntgm.org)

## Membership News

It's membership renewal time!

It is time that we begin the 2023-2024 NTGM year. There are a wealth of new programs and workshops, along with the opportunity to catch up with each other and learn what has been happening during everyone's summer.

If you have not already paid your dues, your \$50 check can be mailed to:

NTGM

—

—

Or you can bring it to the September meeting. As a reminder, member dues will need to be current to register for workshops.

We are also now taking orders for NTGM name tags. The cost is \$15, and orders will be taken through the fall. See page 6 for more details.

I look forward to seeing each of you shortly.

Cheri Skomra

[joinNTGM@gmail.com](mailto:joinNTGM@gmail.com)

## Membership Form

### LINKS .....

- [ZOOM Protocol](#)
- [ZOOM Etiquette 2](#)
- [Social Media Protocol](#)
- [Library Policies](#)
- [Workshop Policies](#)
- [Workshop Assistant Policies](#)
- [Photo Tips](#)
- [Google Group Tips](#)

### LOCATION

St. Stephen's Episcopal Church  
[5500 N. Adams Road](#), Troy, MI 48098

Our direct entrance is toward the rear of the church.

Newsletter Submissions

[SHARONMCK.NTGM@GMAIL.COM](mailto:SHARONMCK.NTGM@GMAIL.COM)

## NOTES from the PROGRAM COMMITTEE

### “The Perfect Travel or Everyday Crossbody Bag: The Redwood Tote by Noodlehead Patterns”

Tuesday, September 12, 12:45p – 3:45p

Monday, September 18. 9:30a – 3:30p

Our NTGM September Workshop has spaces available for members and non-members!

This is a great-looking and practical crossbody bag that you won't want to miss making.  
Consider inviting a friend to join you.



**On Tuesday afternoon:** Fabric and interfacing are cut out. The pattern pieces are all rectangular and easy to cut with a cutting mat, ruler, and rotary cutter. Debi will discuss outer fabric, lining, interfacing and go over the special features with bag construction: front zippered pocket, top zipper, back slip pocket interior, slip pocket, adjustable strap, short handles, and reinforced base. Students may wish to start sewing on their tote during the week.

**On the following Monday:** Debi will assess students' progress and will assist with zipper, pocket, strap, and hardware installations.

**Order your pattern and hardware soon:**

<https://noodle-head.com/> or <https://www.missouriqltco.com/>

or check with your local fabric/quilt store.

**Workshop fee:**

**Members: \$60**

**Non-members: \$75**

(includes free admission to Debi's lecture at the NTGM meeting on September 12)

Mail your check (made payable to NTGM) to: Barbara Skimin

—  
—

Please postdate the check to September 12 and note “Redwood Tote” in the memo line.

Send an email message to Barbara at [barbara.skimin@gmail.com](mailto:barbara.skimin@gmail.com) to let her know that your check has been mailed and she will add your name to the Debi Vanden Heuvel Workshop Google group email.

~ Terrie and Barbara





# All-Star Sampler Platter

**Youtube Livestream Event  
6 hours of amazing demos  
by some of GQC's very best teachers**

**Saturday Sept 23, 3:00 - 6:00 pm eastern**

Kelly Ashton: Kelly's "Partial" to Partial Seams; You Can Be, Too!  
Dara Tomasson: Doodles to dazzling designs  
Jennifer Houlden: Creating Eye Catching Fabric Runs is as Easy As 1-2-3  
Beth Cunningham: POP! POP! Punch Needle(an ancient embroidery technique)  
Katie Lewis: No-Reverse Applique Design Transfer  
Cyndi McChesney: Surprising settings for Multi Image panels  
Emma Powell: Itty Bitty Dolls for Applique based on South American Arpilleras  
Dana Jones: Demystifying Design for Foundation Paper Piecing (FPP)  
Lyric Kinard: Foil + Fabric = Fun!

**Sunday Sept 24, 3:00 - 6:00 pm eastern**

Nanette Zeller: Painterly Applique Using Colored Pencils  
Elizabeth DeCroos: A Quilt that's not a Quilt  
Julia McLeod: The 4 'S's of Piecing with Silk  
Jane Hauprich: Fear The Negative No More!!  
Carole Lyles Shaw: Vibrant Stitching - Big Stitch Hand Quilting  
Melissa Marginet: Dot-to-Dot Walking Foot Quilting  
David Owen Hastings: Backing, Binding, Batting, Beauty: designing a quilt from back to front  
Stephanie McIntyre: Sew Sustainably! Recycled Leather Reverse Appliqué  
Kristin Echols: Add a Bold Seminole Band to Your Next Project

[globalquiltconnection.com/sampler-platter-live-link2023](https://globalquiltconnection.com/sampler-platter-live-link2023)  
link will go live at the time of the event

## We were a tote-al success at the Soul Open House



**AUGUST 23, 2023 - NTGM was part of a Gala Opening at Soul Studio.** Fifty-five of the wonderful, colorful and fun totes that we had created, showing off Soul artist's work, were displayed on both sides of the corridor off of the Gallery.

**They were an immediate hit. We sold ten that night.** Even as we were hanging the show, people were shopping. One couple walked about with five bags on the husband's arm, as the wife did more holiday shopping.

**Thank you all** for your commitment to this special project. Especially Darcy Lewis and my Soul-mate, Joan Blair.

*Stop by anytime (Judy & Joan there on Wednesdays) to see this great collection...and SHOP!*







## LIBRARY NEWS

The library will continue to be in the Choir Room, just off the main meeting room.

There are many books in our collection to help inspire and motivate a future creative project. Two bookcases of books, along with a small cart of various CDs, are available to browse through. We look forward to members making use of our library. Please feel free to stop in and browse our immense collection.

For our new members, checking out books and CD's is easy and encouraged. There are library cards in each item (remember the cards available in the school or public library years ago). Sign your name and the month/year on the card and place the card in the small Tupperware-like container. The decorative box on the table is for returning library items.

And last, but not least, several books from our library will be available for sale on the flea market table in September. This is a good time to support our flea market, but also an opportunity to add items to your own collection or obtain gifts for someone you know (perhaps someone exploring a new area of the fiberarts. In October, a different set of books will be available for purchase.

~ Linda and Janice

# Your Name



The NTGM branded name tag will display your name prominently above the NTGM logo on a linen-like background, with the choice of a standard brooch pin back or a magnetic strip. The cost is \$15. You may place your order this in the fall at the September meeting.

**WE'RE BACK!**

**4TH  
SATURDAY  
OF EVERY  
MONTH**

**NTGM  
FiberArt  
SATURDAY**


Next  
gathering  
is Sept  
23rd

This BEST way to spend a few fun, productive hours with your FiberArt Buddies! Join us on the 4th Saturdays at the America House in Troy. We gather in a **FREE** meeting space in the event room on the 2nd floor. **No advance registration! Join us when you can!**

**WHEN: the 4th Saturday of every month**  
10:00 AM – 2:00 PM. Bring lunch, come when you can and stay as long as you like.

**WHERE: American House Troy**  
2300 Grand Haven Drive, Troy

# SPECIAL INTEREST GROUPS



## ARTFUL QUILTERS

a contemporary art quilting group

WHEN: the third Tuesday of the month  
September to June  
1:00 to 3:00pm

Contact: [Barbara Gittleman](#)

## KNITWITS

The KnitWits gather for a lovely day of knitting on the first Monday of the month, 10:00am-2:00pm. Bring your own lunch and our host will provide beverages and dessert.

Contact: [Sharon McKenna](#)

## BEADERS

Beaders of all skill levels meet on the first Tuesday of the month, 10:00a-2:00p. You will have the opportunity to work on the design or technique of your choice, with the assistance of a teacher to guide you through the process.

Contact: [Sharon McKenna](#)

## SURFACE DESIGNERS

Our first Zoom meeting will be on Thursday September 21, 2023. Join us and display all the creative projects you have worked on this summer. We will be making glue gun stencils and playing with ways to use them.

We have planned a list of topics for the next few months (not necessarily in this order) so watch for the monthly announcement. We are open to suggestions of other topics as the year progresses, so share what you would like to do.

The 2023-2024 list of topics we hope to cover: stacked stencils, paint flinging and gestural motions, alcohol ink and the Gelli plate, stencils from a glue gun, geodes, air dry clay with fabric, heating acrylic paint on fabric, painted newspaper with stitch, and resin.


To get the details about our fiber adventures, join the Surface Design Google Group by sending a request to [Sharon](#). For more information or project help, contact [Susan](#).

[More information](#)

Art is not what you see,  
but what you make others  
see.

~ Edgar Degas





# NTGM 2023 -24 NEW SEASON

Updated as of 09/03/2023. Subject to change.

**Tues, Sept 12, 2023** - 10:00 am ON-SITE

**Artist:** Debi Vanden Heuvel  
**Lecture:** How to Stay Inspired -  
 Up Cycling Myself and My Art

**Tues, Sept 12, 2023** - 12:45 pm ON-SITE

**Mon, Sept 18, 2023** - 9:30 am ON-SITE  
**Workshop:** The Perfect Travel or Everyday  
 Cross Body Bag; The Redwood Tote  
 by Noodlehead Patterns

**Tues, Oct 10, 2023** - 10:00 am ON-SITE

**Artist:** Jennifer Gould  
**Lecture:** Working in a Series:  
 Developing Your Artistic Voice

**Tues, Oct 10, 2023** - 12:45 pm ON-SITE

**& Wed, Oct 11, 2023** - 9:30 am ON-SITE  
**Workshop:** Contemporary Embroidery:  
 Exploring Beyond the Basics

**Tues, Nov 14, 2023** - 10:00 am ON-SITE

**Artist:** Nanette Mathe  
**Lecture:** Needlework Journey

**Tues, Nov 14, 2023** - 12:45 pm ON-SITE

**& Wed, Nov 15, 2023** - 9:30 am ON-SITE  
**Workshop:** Manipulating Paper:  
 Momigami, Citrisolve, Gelli Printing

**Tues, Dec 12, 2023** - 10:00 am ON-SITE

**Artist:** Darcy Lewis  
**Lecture:** Kimono Trunk Show and Lecture

**Tues, Dec 12, 2023** - 12:45 pm ON-SITE

**Workshop:** Kimonos

**Tues, Jan 9, 2024** - 10:00 am ZOOM

**Artist:** Rachel Derstine  
**Zoom Lecture:** From Inspiration to Art Process

**Tues, Jan 9, 2024** - 1:00 pm ZOOM

**Sat, Jan 13, 2024** - 10:00 am ON-SITE

**Thurs, Jan 18, 2024** - 10:00 am ZOOM  
**Zoom Workshop:** Advanced Landscapes

**Tues, Feb 13, 2023** - 10:00 am ZOOM

**Artist:** Corinne Phillips  
**Zoom Lecture:** On Being a Fairytale Maker

**Tues, Feb 13, 2024** - 1:00 pm ZOOM

**Wed, Feb 14, 2024** - 10:00 am ZOOM

**Artist:** Corinne Phillips  
**Zoom workshop:** How Do I Love Thee?  
 A Handmade Book

**Tues, March 12, 2024** - 10:00 am ZOOM

**Artist:** Jessica Grady  
**Zoom Lecture:** Journey into the Unconventional

**Tues, March 12, 2024** - 1:00 pm ZOOM

**Zoom Workshop:** Make Your Own Sequins

**Tues, March 12, 2024** - 3:00 pm ZOOM

**Zoom Workshop:** Fantasy Florals

**Tues, April 9, 2024** - 10:00 am ON-SITE

**Artist:** Michelle Detering  
**Lecture:** Nature in Contemporary Watercolor

**Tues, April 9, 2024** - 12:45 pm ON-SITE

**Wed, April 10, 2024** - 9:30 am ON-SITE

**Workshop:** Introduction to Watercolor: A Modern  
 Approach to the Medium Using Paper and Fiber

**Tues, May 14, 2024** - 10:00 am ON-SITE

**Seminar Day ~ Member-Only Workshops**

Manual and Electronic Cutters

**Presenters:** Meena Schaldenbrand and Sheryl Hogan

**Tues, June 11, 2024** - 10:00 am ON-SITE

**Annual Creativity Show and Luncheon**

- **ON-SITE MEETINGS NOTED IN BLACK**
  - **ON-SITE WORKSHOPS NOTED IN BLUE**  
 Pre-registration required for all In-person  
 workshops and Zoom workshops
  - **ZOOM MEETINGS & WORKSHOPS IN RED**
- CHECK FIRST, CHANGES HAPPEN**

- Knitwits meet the 1st Monday
- Beaders meet the 1st Tuesday
- Artful Quilters meet the 3rd Tuesday
- Surface Designers meet the 4th Thursday
- Sew Along Saturday meets 2nd Saturday
- FiberArt Saturday meets 4th Saturday





# September 2023

September 12

## DEBI VANDEN HEUVEL

### “How to Stay Inspired – Upcycling Myself and My Art”

Debi will discuss the artistic journey, including techniques designed to provide inspiration and keep us growing as artists. She will present a trunk show of her quilts and other projects. Repurposing a thrift store find or a meaningful garment is her current creative passion!

She is a teacher by education, and she enjoys sharing her love of all things sewing with others through classes and workshops.

Color, pattern, and texture have always been inspiring to her. Creating quilts, garments, bags, or home decor is a way to bring those things together to make personal and unique pieces.

<https://www.cutoncedesigns.com/>



# September 2023

Tuesday, September 12

12:45p – 3:45p

Monday, September 18

9:30a – 3:30p

## DEBI VANDEN HEUVEL

### Workshop

#### “The Perfect Travel or Everyday Crossbody Bag: The Redwood Tote by Noodlehead Patterns”

Join us as Debi guides us through making this versatile tote, step by step. She will give us many tips and tricks of bag construction from fabric choices and interfacing options to zipper and hardware installation.

This is a mid-sized crossbody tote that will be your go-to bag for everyday use! The short handles make for easy grabbing and the crossbody keeps your hands free! This bag is great for traveling and is perfect for keeping organized.

#### Special features:

- front zippered pocket
- top zipper for keeping everything secure
- back slip pocket
- interior slip pocket
- crossbody adjustable strap
- short handles for easy grab-and-go
- reinforced base!



[Registration Form](#)

[Supply List](#)

**Seats Available: 10**



# October 2023

October 10

## JENNIFER GOULD

### “Working in a Series: Developing Your Artistic Voice”

Jennifer Gould is a textile artist and doll maker, whose artistic endeavors also include tapestries, fabric painted jackets, free-form crochet, and crazy quilt embroidery work. She has worked in series for years on many different themes and mediums within textiles and now has a large volume and variety of work to explain and illustrate her artist’s voice.

When you begin to work in textiles or any medium, you try all different techniques and styles. Gradually, the longer you practice, you realize that staying within one technique or theme until you have tried every conceivable way to express yourself within that area, gives you the chance to develop your work. When jurying for shows, especially solo shows, jurors look for that thematic series that tells them who you are as an artist.

Jennifer will discuss the elements of developing your artist’s voice in her presentation.

[www.jennifergouldsdesigns.com](http://www.jennifergouldsdesigns.com)



# October 2023

Tuesday, October 10 12:45p – 3:45p  
Wednesday, October 11 9:30a – 3:30p

## JENNIFER GOULD

### Workshop

#### “Contemporary Embroidery: Exploring Beyond the Basics”

Most textile enthusiasts know the basic stitches of embroidery, such as running stitch, straight stitch, blanket stitch and more. In developing her style and artistic voice in embroidery, Jennifer has worked to expand the ways in which she uses the basic stitches to express more directly - and differently - what she wants her textile work to convey.

With many pages of handouts to illustrate the stitches and more, such as rhythm studies, participants will use their own hand-dyed, printed/painted, or interesting commercial printed/random dyed fabric on which to experiment. Jennifer will have many pieces of her own work on display to demonstrate these unique stitch explorations. Combining collage and using sheers and textured fabrics with these explorations can achieve an exciting level of creativity.

See more of Jennifer’s workshop samples [here](#).



[Registration Form](#)

[Supply List](#)

**Seats Available: 6**



# November 2023

November 14

## NANETTE MATHE

### “A Journey through Needlework”

Nanette Mathe has been involved in the Needlework world for over 50 years and is a Certified Needlework Teacher and Certified Needlework Judge through the National Academy of Needlearts. Recently she has extended her art with painting and paper manipulation, combining all of her interests into new art. Her lecture contains stories, explanations, and examples of the many artforms Nanette has created with a needle.



# November 2023

Tuesday, November 14      12:45p – 3:45p  
Wednesday, November 15      9:30a – 3:30p

## NANETTE MATHE

### Workshop

#### “Manipulating Paper: Momigami, Citrisolve, Gelli Printing”

Three very different techniques will be demonstrated to manipulate paper into different forms.

- Momigami will turn regular paper into cloth.
- Citrisolve will change *National Geographic* magazines into patterns.
- Gelli Printing will add multi layers of paint, providing interesting patterns on paper.

The final project will be either a step-by-step manipulation of the papers the student creates into an abstract design, or the student may choose to include found objects or other art forms to experiment with and create something new and exciting representing their own aesthetic.

[Registration Form](#)

[Supply List](#)

Seats Available: 6



# December 2023

December 12

## DARCY LEWIS

### “Kimono Trunk Show and Lecture”

Come see some of the exquisite kimono owned by Darcy Lewis and other NTGM members and learn about the different types of kimonos and the symbolism of Japanese art as used in kimono design. Darcy will also demonstrate the incredible math and engineering that goes into designing and creating kimono fabrics. There will also be a fashion show and opportunities for members to try on some of these gorgeous garments!

[www.beautifultextiles.com](http://www.beautifultextiles.com)



# December 2023

Tuesday, December 12

12:45p – 3:45p

## DARCY LEWIS

### “Kimonos”

Have a star fabric souvenir or remnant? Taking inspiration from Kimono, join us for a workshop to make a top, tunic, or jacket in true kimono fashion – from panels of fabric that create a loose, draped, look that is chic and comfortable. This simple pattern is specifically designed to highlight your special fabrics and integrate them into a garment that can be quickly sewn up on the spot but is an easy design for you to take home and adapt to your own style.

Fabrics and supplies can be purchased in advance or in class.



[Registration Form](#)

[Supply List](#)

**Seats Available: 5**



# January 2024

January 9 via Zoom

## RACHEL DERSTINE

### “From Inspiration to Art Process”

Rachel Derstine is an art quilter living in Philadelphia, Pennsylvania, whose works have been featured in invitational and juried gallery shows and fine art/craft shows throughout the country.

Rachel’s PowerPoint lecture will discuss the sources of inspiration for her art: other artists, photographs, influences from life experiences. She will also discuss how to create effective quilts using art concepts like limiting the color palette, simplifying the background, and the repetition of line, shapes, values, and color throughout the work.

[www.rachelderstinedesigns.com](http://www.rachelderstinedesigns.com)



# January 2024

Tuesday, January 9	1:00p – 4:00p	via Zoom
Saturday, January 13 (optional)	10:00a – 3:00p	on site, no speaker
Thursday, January 18	10:00a – 1:00p	via Zoom

## RACHEL DERSTINE

### Workshop

#### “Advanced Landscapes”

This workshop is not just for quilters. If you are interested in surface design, this is the workshop for you! Advanced techniques using fusing, non-woven products, paint, stencils, Inktense blocks, and cutting machines will be covered. Quilting and facing will also be demonstrated and discussed.

Although a very extensive PDF supply list will be provided prior to class, you do not need to purchase everything. You can attend the first session with what you already own and use the time between sessions to get other supplies that interest you.

Rachel is generously leaving her recordings up for one year, so you will have plenty of time to try out various techniques.

Optional Session (in-person without a speaker). Location: TBD.

This will be an opportunity to get together and share materials and tools, such as paints, pencils, Inktense blocks, etc., and have the use of electronic cutters (such as Cricut and Scan N Cut). Access to Rachel’s pre-recorded videos demonstrating various techniques will be available. There will be a kit fee (TBD) for this session.

See more images of Rachel’s work [here](#).



[Registration Form](#)

[Supply List](#)

**Seats Available: 12**

# February 2024

February 13

via Zoom

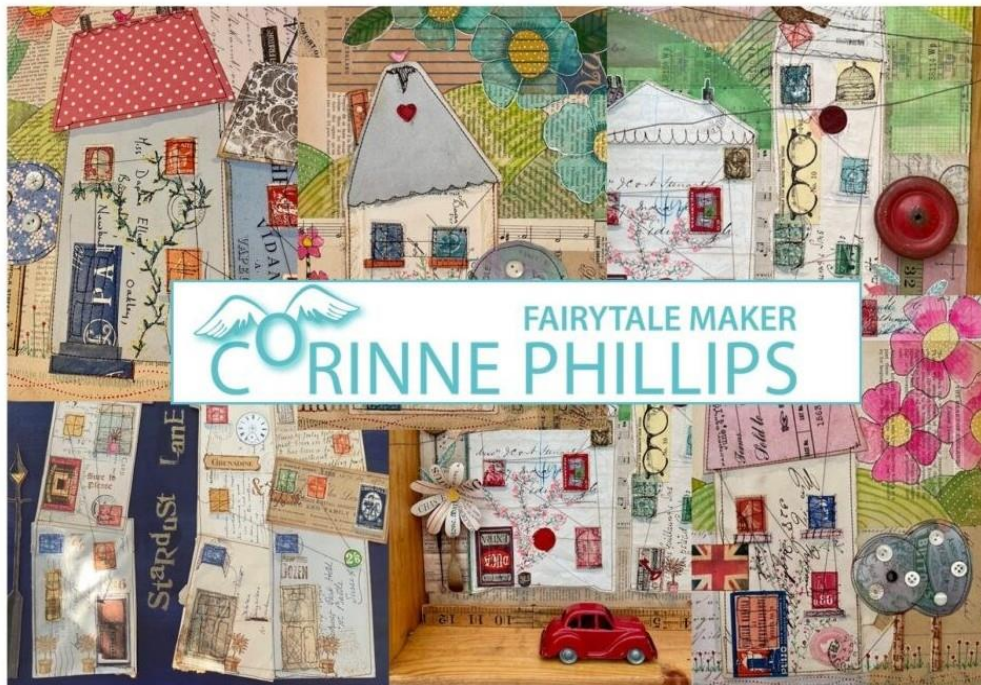
## CORINNE PHILLIPS

### “On Being a Fairytale Maker...”

Corinne Phillips will talk about her life as an artist and show samples of her work. During her growing up years, she learned to sew with her grandmother and made clothes for her teddy bears with her mother. As such the creative urge was borne, and despite a life working behind an office desk, it has never left!

In 2004, Corinne enrolled on a City and Guilds Stitched Textile course and earned a diploma in 2008. She has since exhibited at galleries and juried craft fairs around the UK. She is currently creating imaginary stories with 3-dimensional assemblages and stitched paper collages.

<https://www.etsy.com/uk/shop/corinnephillipsart>





# February 2024

Tuesday, February 13 1:00p – 3:00p via Zoom  
Wednesday, February 14 10:00a – 12:00p via Zoom

## CORINNE PHILLIPS

### Workshop

#### “How Do I Love Thee? – a handmade book for Valentine’s Day”

Join Corinne over Zoom and make a handmade book for Valentine’s Day. Or, if you prefer, make it a theme of your choosing. Perhaps a garden inspired book or a book to collect your favourite recipes, quotes, or poems?

Corinne will take students through choosing which papers to use, creating content for the book including pockets and a paper pop-up, and binding the pages into the finished book. She emphasizes that she is not a bookbinder – just an enthusiastic amateur who has made sketchbooks throughout her textile career. This project can be as simple or as detailed as you like.



[Registration Form](#)

[Supply List](#)

**Seats Available: 11**

# March 2024

March 12

via Zoom

## JESSICA GRADY

### “Journey into the Unconventional”

Jessica is a contemporary embroidery artist who works from her home studio just outside of Leeds, West Yorkshire. Her colourful and contemporary work has been exhibited in various galleries across the UK and Europe. A member of the Crafts Council’s Makers directory, Jessica speaks about her creative practice and teaches workshops across the country in schools, universities, and for private organisations.

Her sculptural designs are a textural and visual feast, combining bold colour and clusters of embellished treasure that is created from a combination of waste and recycled materials. Jessica uses various processes including printing, foiling, dyeing and melting to transform what others perceive to be rubbish into tactile and creative embellishments. Her designs are hand stitched using traditional stitches in contemporary colours and patterns.

Colour is an important aspect of her work – her designs are fearless in their use of strong colours, creating a very vivid and saturated colour palette. Jessica’s inspiration is derived from zoomed in views of surface texture details such as peeling paint, barnacles, and rusting metal.



# March 2024

Tuesday, March 12 1:00p – 2:30p via Zoom  
Tuesday, March 12 3:00p – 6:00p via Zoom

## JESSICA GRADY

### Workshop

(one workshop – two sessions)

#### “Make Your Own Sequins”

Fuse various recycled plastics to make sequin sheets, which will then be cut out in different ways, adding textile foils, and stitching onto fabric to make a sampler.

#### “Fantasy Florals”

Create beautiful 3D floral designs on fabric, using a range of mixed media materials combined with hand embroidery. Jessica will show you some of her techniques to create the most beautiful blooms including 3D folded petals, beaded stamens, and curling leaves and vines. Discussion will focus on the use of traditional textile materials, and ways to include recycled and waste materials, transforming them into embellished treasure. Participants will make a mini textile sampler of floral ideas, ready to frame as a piece of textile art. Finishing and framing ideas will also be discussed.

See more of Jessica’s workshop samples [here](#).



Kits (optional) that include some of Jessica’s unique embellishments must be ordered by October 10, 2023. Contact Amira [soheim@yahoo.com](mailto:soheim@yahoo.com) if you are interested in ordering a kit.

[Registration Form](#)

[Supply List](#)

**Seats Available: 6**



# April 2024

April 9

## MICHELLE DETERING

### “Nature in Contemporary Watercolor”

Michelle is a nature inspired watercolor and mixed media artist from Michigan. She works in a variety of media including watercolor, photography, mixed media and collage, with watercolor being her primary medium. Her work offers a contemporary take on watercolor that resists the traditional constraints of the medium. Her work emphasizes fluidity and flow and demonstrates a balance between looseness and control. She likes to use whatever medium best helps channel the story she is trying to tell about the natural world and hopes to inspire people through her art to see the magic and beauty in nature.

Through a PowerPoint presentation and trunk show, Michelle will share her approach to using watercolor to create contemporary paintings of nature while creating a sustainable art business.

[www.michelledeteringart.com](http://www.michelledeteringart.com)



# April 2024

Tuesday, April 9 12:45p – 3:45p  
Wednesday, April 10 9:30a – 3:30p

## MICHELLE DETERING


### Workshop

#### “Introduction to Watercolor:

#### A modern approach to the medium using paper and fiber”

In this workshop participants will learn the basics of the watercolor medium including watercolor tools, techniques and principles. Participants will learn the basics while creating nature inspired paintings of flowers and birds. We will also practice using watercolor to dye fabric swatches perfect for slow stitching and practicing using a needle and thread directly on watercolor paper.

- Tuesday afternoon  
Introduction to  
Watercolor
- Wednesday  
Simple watercolor florals  
Loose watercolor bird  
Watercolor fabric  
swatches  
Stitching on watercolor  
paper



[Registration Form](#)

[Supply List](#)

**Seats Available: 4**

*May 2024*

May 14

*Seminar Day - Member-Only Workshops*

Manual and Electronic Cutters

presented by

Meena Schaldenbrand  
and  
Sheryl Hogan



*June 2024*

June 11

Annual  
CREATIVITY SHOW  
and  
LUNCHEON

# 50<sup>TH</sup> ANNIVERSARY VINTAGE FASHION SHOW

**Chairperson, organizer  
and emcee: Terrie Voigt**

This saga started back in July of 2022, at our monthly Beaders meeting, at Barb Skimin's lovely home.

We knew we wanted to be celebrating 5 decades of FiberArt and NTGM's part of that journey. It is quite amazing that our Guild has survived this long... especially with Covid. It is a true testimonial to its leaders and its members.

So our regular (and always fabulous) Fashion Show needed an extra special twist.

Terrie Voigt suggested a "Vintage" Fashion Show. Who knew it would turn into such a wonderful thing.

## **One Year Later:**

*"Welcome to the Vintage Fashion Show. You are in for a treat. We have a wonderful Guild with so many talented artisans in the textile arts. Today we get to see some of the samples of members who are sharing their past creations and even some treasures that were made for them.*

***We begin by looking at members who have trained in the textile arts, are associated with a textile business, and/or have received local or national acclaim"*** TV







**THIS IS THE STORY  
BEHIND OUR 50<sup>TH</sup>  
VINTAGE FASHION SHOW**

**35** members cleaned-out their closets and stashes and showed off their garments of the "past". Many are still smashing and wearable today.

Each month, in your NTGM newsletter, you will see some of these Fiber artists.

The text is from Terrie's original script.