

THE NEEDLEWORK & TEXTILE GUILD OF MICHIGAN



VOLUME 15, ISSUE 5

JANUARY 2026

MISSION STATEMENT

The purpose of the Guild shall be to foster the art of needlework and textile arts, encourage high standards of design and technique, and bring together members who will learn, share, teach, and participate, to the fullest extent, in this endeavor. This shall be considered the Mission of the Guild.

FROM THE PRESIDENT

I hope you all had a wonderful Holiday season and a very Happy New Year! Welcome to the second half of the 2025-26 year – 5 more outstanding programs!

Since we have many new members this year, here's a quick review of how the meetings in January and February will work. These are ZOOM meetings and are available to every member. The link will be emailed to you a few days before the meeting, and you will be able to sign in starting at 9:45 am. This will let you see and chat with other members before the general business meeting starts at 10am, with the Speaker's presentation beginning at approximately 10:45am. The Zoom Workshop will be in the afternoon and open only to members who have signed up and paid the workshop fee.

I would like to invite you - and encourage you – to participate in the January 13 Zoom Meeting SHOW & TELL. We would love to have the opportunity to “ooh” and “aah” as you show us what you are working on. If you would like to show your artwork during the January 13 Zoom meeting, please submit good quality photos that are in focus and cropped with a minimum of background (see photo tips [here](#)).

Email photos, in “actual size” or “largest size” to me at clg@wideopenwest.com, as soon as possible, but no later than **Thursday, January 8**. Please include descriptive details (title, inspiration, construction details, etc.).

~ Carol Gardner Buszek



INSIDE THIS ISSUE

Member News	3 - 4
Calendar	5
Programs	6 – 16



[NTGM Policy LINKS](#)

www.NTGM.org



I have a Dream
Martin Luther King Day

NOTES from the PROGRAM COMMITTEE

We are so pleased that our workshops are filling well. There are a few spots left, so now is the time to register. Don't delay - we can't wait to see YOU!

February

- Only **two spots left** for this **Zoom** workshop with Margarita Koriath, who will guide you through the process of creating layered mixed media art.
- See page 9 for details and supply list.

March

- **Four spots left** for this workshop – but you must act quickly! Photos must be sent to Phyllis by January for prep.
- Turn your photo into a work of art in this workshop led by Phyllis Cullen.
- See page 11 for details and supply list.

LOOKING AHEAD


- We are looking for members to help plan our June Creativity Luncheon. Let us know how you can help.
- Got a great idea for Seminar Day in 2026? We want to hear it! Let Sheryl and Kyle know what you're dreaming up.
- **We need you!** Enlist a friend and volunteer to help with Programs. It's a fun way to get involved and make a difference!

[Sheryl Hogan](#) and [Kyle Huber](#)



ntgm.org

**OUR NOVEMBER
WORKSHOP
WAS GLASS FUSION
WITH HELEN AND FRANK
AGIUS-ANDREAE**



**DEFINITELY NOT FIBER
BUT IT WAS AN "ART"
IN A DIFFERENT MEDIUM...
WITH COLORFUL SUCCESS**



See 'before' and 'after' pictures
[here](#).

Threads of Time

November 1, 2025 - April 12, 2026

Threads of Time explores the delicate relationship between memory, time, and transformation in Detroit artist Carole Harris's fiber works. Using layers of fabric, thread, and other materials, she weaves together narratives of personal history and collective experience, creating intricate works that are as much about what is hidden as what is revealed.

Her artworks serve as a meditation on the passage of time, with layers of cloth overlapping, shifting, and aging - much like the layers of memory we accumulate throughout our lives.

Threads of Time invites reflection, introspection, and connection to the passage of time, offering a visual exploration of how we carry the past into the present and how art, like memory, can hold and preserve what might otherwise fade away.

[Flint Institute of Arts](https://www.flintarts.org/)



***Rhythm-n-ing*, 2009.**
Fiber. 56 1/2 x 49 in.

KNITWITS

WHEN: the first Monday of the month
10:00a - 2:00p

Contact: Kathy Shuller

BEADERS

WHEN: the first Tuesday of the month
10:00a - 2:00p

Contact: Sharon McKenna

ARTFUL QUILTERS

a contemporary art quilting
group

WHEN: the third Tuesday of the month
1:00 to 3:00pm

Contact: Barbara Gittleman



A new year
is the universe's way
of offering you
a blank slate.
What will you create?

~ Anonymous



NTGM 2025-26 NEW SEASON

ON-SITE MEETINGS - doors open at 9:00

Tues, Sept 9, 2025 - 10:00 am ON-SITE

Artist: Darcy Lewis

Lecture: Designing Your Own Garments

Tues, Oct 14, 2025 - 10:00 am ON-SITE

Creative Card Making Day

Tues, Nov 11, 2025 - 10:00 am ON-SITE

Artist: Helen Agius-Andreae

Lecture: Fused Glass Fundamentals

Tues, Nov 11, 2025 - 12:45 pm ON-SITE

Workshop: Glass Fusion

Tues, Dec 9, 2025 - 10:00 am ON-SITE

Silk Dyeing with Ties

Tues, Jan 13, 2026 - 9:30 am ZOOM

Artist: Catherine Redford

Zoom Lecture: Lessons I Learned While Quilting

Tues, Jan 13, 2026 - 1:00 pm

Zoom Workshop: Hand Beading on Fabric

Tues, Feb 10, 2026 - 9:30 am ZOOM

Artist: Margarita Koriath

Zoom Lecture: The Odd Couple: Paper and Fabric in Quilts

Tues, Feb 10, 2026 - 12:45 pm ZOOM

Wed, Feb 11, 2026 - 9:30 am ZOOM

Zoom Workshop: Whispers of Layers: Paper and Cloth

Tues, March 10, 2026 - 10:00 am ON-SITE

Artist: Phyllis Cullen

Lecture: Quilting in Paradise

Tues, March 10, 2026 - 12:45 pm ON-SITE

Wed, March 11, 2026 - 9:30 am

Workshop: Layered Portraits

Tues, April 14, 2026 - 10:00am ON-SITE

Artist: Michelle Detering

Lecture: More Contemporary Watercolor Adventures

Tues, April 14, 2026 - 12:45 pm ON-SITE

Wed, April 15, 2026 - 9:30 am

Workshop: Watercolor Revisted

Tues, May 12, 2026 - 10:00 am ON-SITE

Artist: Karen Turckes

Lecture: An Overview of Fabric Alteration for Collage

Tues, May 12, 2026 - 12:45 pm ON-SITE

Wed, May 13, 2026 - 9:30 am

Workshop: Altering Fabric for Collage

Tues, June 9, 2026 - 11:00 am ON-SITE

53rd Annual Creativity Show and Luncheon

ON-SITE MEETINGS NOTED IN BLACK

ON-SITE WORKSHOPS NOTED IN BLUE

Pre-registration required for all workshops

ZOOM MEETINGS & WORKSHOPS IN RED

Knitwits meet the 1st Monday

Beaders meet the 1st Tuesday

Artful Quilters meet the 3rd Tuesday



January 2026

ZOOM Lecture
January 13

CATHERINE REDFORD

“Lessons I Learned While Quilting”

With a trunk show that starts with the first quilt she made 25 years ago, Catherine Redford will take us on an inspiring and informative journey as she shares her philosophy of quilting. Describing her style as “eclectic”, she is best known for originality and innovation in the development of projects that span a broad range of fiberarts.

“Quilting is my outlet of choice. I share my love of quilting as an inspiration to others. I have found that as I pass on the knowledge I have gained on my journey, I learn more tips and techniques that take me still further.”



<https://catherineredford.com>



January 2026

ZOOM Workshop

Tuesday, January 13


1:00p – 4:00p

CATHERINE REDFORD

Workshop

“Beading for Hand Embroidery”

Add some sparkle and dimension to your work as you learn how to attach beads so they won't fall off! Participants will work on small pre-made postcard-sized quilts and try seed stitch, beaded back stitch, couching, stacks, and fringes. We'll learn the best ways to sew bugle beads and finish with elegant edge techniques including moss stitch, picots, wrapping, and artful arches.



[Registration Form](#)

[Supply List](#)

Seats Available: 1

February 2026

ZOOM Lecture
February 10

MARGARITA KORIOTH

“The Odd Couple – Paper and Fabric in Quilts”

Paper with fabric? This peculiar blend can generate interesting works of art. In this informative lecture, Margarita Korieth will share her journey of combining paper and quilting, and offer tips on how to incorporate mixed media into your art. At the end Margarita will do a demo of one of her original techniques.

Margarita Korieth is a quilt artist, designer, teacher, and lecturer based in Collierville, Tennessee, whose passion is to experiment and discover new ways to convert cloth into art. Her recent work features surface design such as dyeing, stamping, silk screening, and stitching with a focus on lettering on fabric. Margarita's work has been featured in national and international publications including the Spring 2025 edition of *Quilting Arts Magazine*.

<https://margaritakorieth.com/>



February 2026

ZOOM Workshop

Tuesday, February 10

12:45p – 3:45p

Wednesday, February 11

9:30a – 3:30p

MARGARITA KORIOOTH

Workshop

“Whispers of Layers: Paper and Cloth”

Participants will create layered mixed-media art by blending Margarita’s instant paper-cloth technique with fibers, lettering on sheers and cheesecloth, and recycled papers. Designs will then be brought to life with embroidery stitching and hand-lettered messages that add texture and personal meaning to each piece. Each participant will work on two art pieces.



[Registration Form](#)

[Supply List](#)

Seats Available: 2

March 2026

March 10

PHYLLIS CULLEN

“Quilting in Paradise”

Join Phyllis Cullen on an enchanted journey through her magical Hawaiian island and studio and see many examples of her colorful fabric art side-by-side with the scenery, activity, people, flora, and fauna that inspired each piece.

Phyllis believes “it's all about the color!” and her goal is to recreate the color and light and bring out the story, and the soul, of her subject. Photography, drawing, painting, mixed media, fabric, wool roving, beads, clay... It's all good!

Phyllis is the Hawaii regional rep for SAQA, and she has shown, sold, and taught all over the world. She now gets to live and work on the beautiful Hamakua coast of Hawaii's Big Island, where she enjoys sharing her studio and knowledge with others both in-person and via Zoom.



www.phylliscullenartstudio.com

March 2026

Tuesday, March 10 12:45p – 3:45p
Wednesday, March 11 9:30a – 3:45p

PHYLLIS CULLEN


Workshop

“Layered Portraits”

Amaze your friends and family with this layered portrait technique! Participants will learn how to manipulate photos and how to draw contour quilting lines. Phyllis will create a custom pattern for each student based on a photo emailed to her in advance. Participants will create a fused fabric portrait from their own photo - ready for quilting. Very fast workers may get to the quilting in class as well.

As a participant in the class: If you have a selection of photos, you may email them all to Phyllis, she will help you choose, and then you will get a pattern in class.

Anyone who does not send a photo to Phyllis will be able to choose from a selection of her photos (Ben Franklin, Johnny Cash, Einstein, Elvis, or whoever she also feels like printing out at the time). You can also request a photo that you see on the [PORTFOLIO](#) page.



[Registration Form](#)

[Supply List](#)

Seats Available: 4

April 2026

April 14

MICHELLE DETERING

“More Contemporary Watercolor Adventures”

Nature-inspired watercolor and mixed media artist Michelle Detering returns to NTGM to share with us her most recent artistic journey. Although she works in a variety of media including watercolor, photography, mixed media, and collage, watercolor is her primary medium. Her work offers a contemporary take on watercolor that resists the traditional constraints of the medium, emphasizing fluidity and flow and demonstrating a balance between looseness and control. She chooses the best medium to channel the story she is trying to tell about the natural world, hoping that through her art people will be inspired to see the magic and beauty in nature.

www.michelledeteringart.com



April 2026

Tuesday, April 14

12:45p – 3:45p

Wednesday, April 15

9:30a – 3:30p

MICHELLE DETERING

Workshop

“Watercolor Revisited and Explored”

Join Artist Michelle Detering for a second workshop exploring the world of watercolor! The focus will be on beginner and advanced watercolor techniques, exploring the process of combining watercolor with fiber and thread to create unique artworks. Covered in the workshop will be watercolor basics (refresher) and experimentation with watercolor paint, using watercolor and ink on fiber, and stitching on watercolor paper. For a final project in the workshop, students will be assembling watercolor paper, fabric, and thread to create butterfly and botanical art.



[Registration Form](#)

[Supply List](#)

[Wait List](#)

May 2026

May 12

KAREN TURCKES

“An Overview of Fabric Alteration Techniques”

Karen Turckes is a fiber artist and teacher who has worked with textiles all her life. She is a graduate of the Clothing and Textiles program at Michigan State University, as well as Jane Dunnewold's Art Cloth Mastery Program in San Antonio, Texas.

Karen will discuss techniques based on the Japanese concept of Wabi-Sabi – the aesthetics of finding beauty in the imperfection. Her lecture will describe and explain the process of deconstructing, reconstructing, and altering fabrics to use in collage. Techniques include layering fabric fragments, hand-stitching, mark making, abrading, dissolving, and the use of several commercial products.

www.windberrystudio.com



May 2026

Tuesday, May 12

12:45p – 3:45p

Wednesday, May 13

9:30a – 3:45p

KAREN TURCKES

Workshop

“Altering Fabric for Collage”

Embrace the Japanese concept of Wabi-Sabi – the aesthetics of finding beauty in the imperfection. Using a variety of fabrics (sheers, textures, solids) and paper, students will deconstruct, reconstruct, and alter pieces in preparation for two 5”x7” canvas collages. Methods used are layering fabric fragments, hand stitching, mark making, abrading, and dissolving. Application of Plaster of Paris, Crackle Paste, Paper Clay, and Encaustic Wax will add a new dimension.



[Registration Form](#)

[Supply List](#)

[Wait List](#)

June 2026

June 9



Annual
CREATIVITY SHOW
and
LUNCHEON