

THE NEEDLEWORK & TEXTILE GUILD OF MICHIGAN



VOLUME 13, ISSUE 6

FEBRUARY 2024

MISSION STATEMENT

The purpose of the Guild shall be to foster the art of needlework and textile arts, encourage high standards of design and technique, and bring together members who will learn, share, teach, and participate, to the fullest extent, in this endeavor. This shall be considered the Mission of the Guild.

FROM THE PRESIDENT

Show & Tell is **BACK**. At our meeting on February 13th there will be a PowerPoint Presentation highlighting what our members have been making. This can be from one of this year's workshops, from one of the "Special Interest" groups, or something you created on your own but have not previously shared with NTGM members. Take your best photos (high resolution) including close-ups of interesting details. These need to be sent to our own Meena Schaldenbrand (meenas456@gmail.com) as soon as possible, so she has time to format the Presentation to show at the meeting. Please include some information about your work – title, pattern used, techniques used, and of course your inspiration for it. If you need more time, Susan Schwandt will be putting together the "Show & Tell" for the March meeting.

We frequently talk about how much our Guild has to offer our members. I read a quilter's blog recently and she was talking about what job she was going to volunteer for this year in her local guild. She travels to teach, writes a blog, and does Zoom workshops, but she still felt it important to contribute. She said that you don't enjoy the full experience of your guild if you don't have a leadership role in it.

So, in that spirit, here are some things you could do for NTGM:

- 1) Susan McCarty is finishing her second 2-year term as Recording Secretary. She takes notes during the 5 or 6 Board Meeting we hold each year and after consulting the ZOOM recording she types up the minutes of the meeting and sends it to all the Board Members for their approval (or corrections). The nominating committee is looking for someone to volunteer for this job. See Mary Kaye Aukee or myself for more details.
- 2) I am finishing my first 2-year term as President, so my position is also available. I am very willing to let you "shadow me" for the next several months to get a better understanding of what the president does.
- 3) And we also need a volunteer to chair the Luncheon on June 11, 2024. There are many helpers that work on the luncheon, so you will not be working alone. And we will return to our normal plans, not the wonderful extravaganza that we did for our 50th Anniversary.

~ Carol Gardner Buszek



INSIDE THIS ISSUE

Program Notes	3
Member Information	3 - 6
Calendar	7
Programs	8 - 16
Special Feature	17



The winter months can be difficult for some of us. Do you know of a member who would benefit from a personal note?

Contact Liz DeVree by

[email](#)

LINKS

- [ZOOM Protocol](#)
- [ZOOM Etiquette 2](#)
- [Social Media Protocol](#)
- [Library Policies](#)
- [Workshop Policies](#)
- [Workshop Assistant Policies](#)
- [Photo Tips](#)
- [Google Group Tips](#)

LOCATION

St. Stephen's Episcopal Church
[5500 N. Adams Road](#), Troy, 48098
Our direct entrance is toward the rear of the church.

Newsletter Submissions

sharonmck.ntgm@gmail.com

Membership

joinNTGM@gmail.com

www.ntgm.org



NOTES from the PROGRAM COMMITTEE

Our January Zoom program and workshop, Landscape Quilts with Rachel Derstine, was extremely informative on the many styles and techniques of quilt making. Their workshop Google Group email is filled with pictures of amazing quilts that the students are working on. Please send your photos to Judy (judyloyd@me.com) so the details of your quilt can be featured in the visual review of this program.

We have two more wonderful Zoom programs - in February with Corinne Phillips and in March with Jessica Grady. Links to the Zoom meetings are emailed directly to the paid membership, the week before and early on the morning of the meeting. Workshop links are emailed via the Google Group email. Make sure you are connected to your Google Group for every workshop you take.

Program Committee
Barbara Skimin and Terrie Voigt, Co-chairs
Denise Dooley, Sheryl Hogan

NEEDLE FELTING ART NIGHT

GET CREATIVE AND CRAFTY WITH US

Spend an inspiring night out at The Great Estate! Join Meadow Brook Hall and Paint Creek Center for the Arts (PCCA) at Meadow Brook to make your own artwork on a small embroidery hoop.

Instructors from PCCA will be onsite to teach guests how to create a needle felted design out of wool and create their own one-of-a-kind art piece. A variety of stencil options - including Meadow Brook Hall motifs - will be available, and guests are welcome to bring their own designs as well.

All skill levels are welcome in this art-making activity, which takes place in Meadow Brook's exquisite Christopher Wren Dining Room.

Enjoy learning something new in a beautiful setting!

NEEDLE FELTING ART NIGHT FEATURES:

- Full cash bar
- Complimentary light refreshments
- Needle felting materials and instruction. Guests keep their own project!



Thursday, March 21, 2024. 6-8:30pm

<https://meadowbrookhall.org/needlefelting/>

Pantone's Color of the Year



1st

Large|Peaches branches with leave...



2nd

Sunrise Crane Flight



3rd

Pelicans



4th

Crane Estuary - Peach Fuzz Large



5th

Sweet Seahorses and Starfish in Pe...



6th

allotment community garden In Pan...



7th

Peach Fuzz Lily Wildflower



PANTONE®
13-1023
Peach Fuzz

What is PANTONE 13-1023 Peach Fuzz?

PANTONE 13-1023 Peach Fuzz captures our desire to nurture ourselves and others. It's a velvety gentle peach tone whose all-embracing spirit enriches mind, body, and soul.

“ In seeking a hue that echoes our innate yearning for closeness and connection, we chose a color radiant with warmth and modern elegance. A shade that resonates with compassion, offers a tactile embrace, and effortlessly bridges the youthful with the timeless. ”



Leatrice Eiseman
Executive Director, Pantone Color Institute™



Embroidered and appliqued linen



Bunnies... Japanese cotton shirting



Pale sakura on Japanese cotton doobby

Fabric swatches on top three rows from Spoonflower, the bottom row from Beautiful Textiles.

Galentine's Day...

Celebrated on February 13 - the day before Valentine's Day - Galentine's Day was originally created as a day for women to celebrate their female friendships. Today the term is increasingly used to recognize and celebrate any kind of friendship.



LIBRARY NEWS

We are creating a list of new books for the possible addition to our library collection. If you would like to add a suggestion to the list, please send the book title and author to lpoterek1@aol.com.

~ Linda and Janice

Deadline for ordering EXTENDED through February 2024.



The NTGM branded name tag will display your name prominently above the NTGM logo on a linen-like background, with the choice of a standard brooch pin back or a magnetic strip. The cost is \$15. You may place your order by mail through February 24 using the order form below.

[Name Tag Order Form](#)

**CALLING ALL FIBER ARTISTS & SEWERS
NOW TWO SATURDAYS TO PLAY**



February 10 and February 24

This BEST way to spend a few fun, productive hours with your FiberArt/Sew Buddies! Join us on the 2nd & 4th Saturdays at the American House in Troy. We gather in a **FREE** meeting space in the event room on the 2nd floor. **No advance registration! Join us whenever.**

WHEN: the 2nd and 4th Saturday of every month
10:00 AM – 2:00 PM. Bring lunch, come when you can and stay as long as you like.


**WHERE: American House Troy,
2300 Grand Haven Drive, Troy**



Mark Your Calendar
Global Quilt Connection
Samplers

April 13-14, 2024

SPECIAL INTEREST GROUPS



ARTFUL QUILTERS

a contemporary art quilting group

WHEN: the third Tuesday of the month
September to June
1:00 to 3:00pm

Contact: [Barbara Gittleman](#)

SURFACE DESIGNERS

The Surface Design group will be meeting via Zoom on Thursday February 22, 2024.

We will be designing and drawing on fabric or paper with masking tape. You can use gelli prints that you aren't thrilled with to create new art.

To get the details about our fiber adventures, join the Surface Design Google Group by sending a request to [Sharon](#). For more information or project help, contact [Susan](#).

[More information](#)

KNITWITS

The KnitWits gather for a lovely day of knitting on the first Monday of the month, 10:00am-2:00pm. Bring your own lunch and our host will provide beverages and dessert.

Contact: [Kathy Shuller](#)

BEADERS


Beaders of all skill levels meet on the first Tuesday of the month, 10:00a-2:00p. Work on the design or technique of your choice. Bring your own lunch and our host will provide beverages and dessert.

Contact: [Sharon McKenna](#)



Art is the only way
to run away
without leaving home.

~ Twyla Tharp



NTGM 2024 SEASON

Updated as of 01/18/2024. Subject to change.

FEBRUARY

Sat. Feb 10, 2023 - 10:00 am ON-SITE
FiberArt Saturday: American House Troy

Tues. Feb 13, 2023 - 10:00 am ZOOM
Artis.: Corinne Philips
Zoom Lecture: On Being a Fairytale Maker

Tues. Feb 13, 2024 - 1:00 pm ZOOM

Wed. Feb 14, 2024 - 10:00 am ZOOM

Artist: Corinne Phillips
Zoom workshop: How Do I Love Thee?
 A Handmade Book

Sat. Feb 24, 2023 - 10:00 am ON-SITE
FiberArt Saturday: American House Troy

MARCH

Sat. March 9, 2023 - 10:00 am ON-SITE
FiberArt Saturday: American House Troy

Tues. March 12, 2024 - 10:00 am ZOOM
Artist: Jessica Grady
Zoom Lecture: Journey into the Unconventional

Tues. March 12, 2024 - 1:00 pm ZOOM
Zoom Workshop: Make Your Own Sequins

Tues. March 12, 2024 - 3:00 pm ZOOM
Zoom Workshop: Fantasy Florals

Sat. March 23, 2023 - 10:00 am ON-SITE
FiberArt Saturday: American House Troy

APRIL

Tues. April 9, 2024 - 10:00 am ON-SITE

Artist: Michelle Detering

Lecture: Nature in Contemporary Watercolor

Tues. April 9, 2024 - 12:45 pm ON-SITE

Wed. April 10, 2024 - 9:30 am ON-SITE

Workshop: Introduction to Watercolor:
 A Modern Approach to the Medium Using
 Paper and Fiber

Sat. April 13, 2023 - 10:00 am ON-SITE
FiberArt Saturday: American House Troy

Sat. April 27, 2023 - 10:00 am ON-SITE
FiberArt Saturday: American House Troy

MAY

Tues. May 14, 2024 - 10:00 am ON-SITE
Seminar Day ~ Member-Only Workshops

Manual and Electronic Cutters

Presenters: Meena Schaldenbrand
 and Sheryl Hogan

JUNE

Tues. June 11, 2024 - 10:00 am ON-SITE
Annual Creativity Show and Luncheon

- **ON-SITE MEETINGS NOTED IN BLACK**
 St. Stephen's Episcopal Church,
 5500 N. Adams Road, Troy, MI 48098
- **ON-SITE WORKSHOPS NOTED IN BLUE**
 Pre-registration required for all In-person
 workshops and Zoom workshops
- **ZOOM MEETINGS & WORKSHOPS IN RED**

Knitwits meet the 1st Monday
 Beaders meet the 1st Tuesday
 Artful Quilters meet the 3rd Tuesday
 Surface Designers meet the 4th Thursday
 FiberArt Saturday meet 2nd & 4th Saturdays

CHECK FIRST, CHANGES HAPPEN



February 2024

February 13

via Zoom

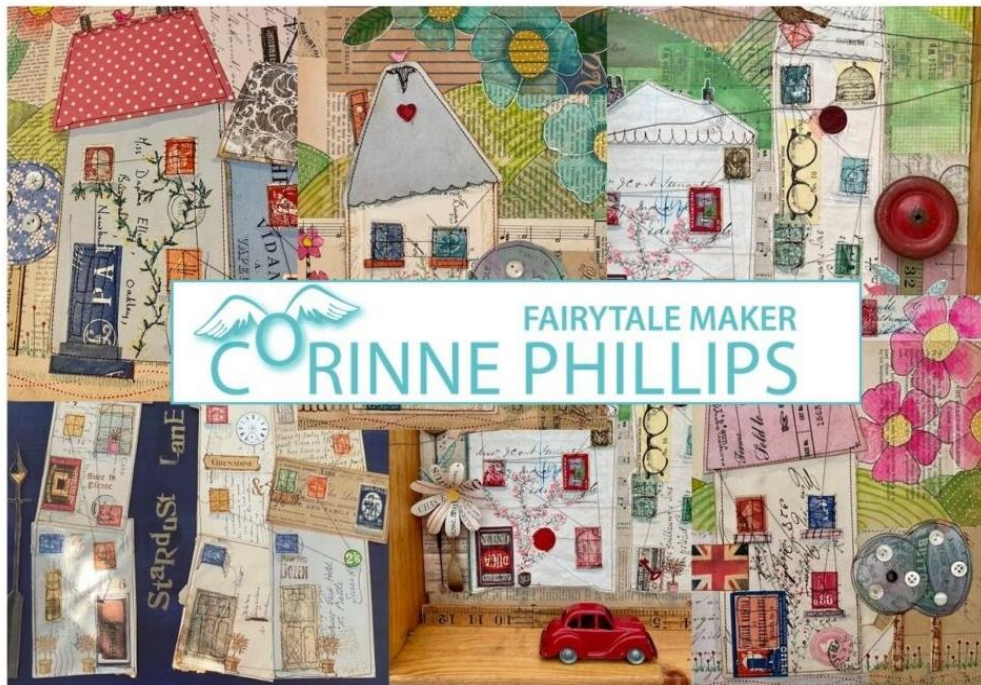
CORINNE PHILLIPS

“On Being a Fairytale Maker...”

Corinne Phillips will talk about her life as an artist and show samples of her work. During her growing up years, she learned to sew with her grandmother and made clothes for her teddy bears with her mother. As such the creative urge was borne, and despite a life working behind an office desk, it has never left!

In 2004, Corinne enrolled on a City and Guilds Stitched Textile course and earned a diploma in 2008. She has since exhibited at galleries and juried craft fairs around the UK. She is currently creating imaginary stories with 3-dimensional assemblages and stitched paper collages.

<https://www.etsy.com/uk/shop/corinnephillipsart>



February 2024

Tuesday, February 13 1:00p – 3:00p via Zoom
Wednesday, February 14 10:00a – 12:00p via Zoom

CORINNE PHILLIPS

Workshop

“How Do I Love Thee? – a handmade book for Valentine’s Day”

Join Corinne over Zoom and make a handmade book for Valentine’s Day. Or, if you prefer, make it a theme of your choosing. Perhaps a garden inspired book or a book to collect your favourite recipes, quotes, or poems?

Corinne will take students through choosing which papers are best to use, creating the content for the book including pockets and paper pop-ups, and binding the pages into the finished book. She emphasizes that she is not a bookbinder – just an enthusiastic amateur who has made sketchbooks throughout her textile career. This project can be as simple or as detailed as you like.



See more of Corinne’s workshop samples [here](#).

[Registration Form](#)

[NEW Supply List](#)

Seats Available: 9

March 2024

March 12

via Zoom

JESSICA GRADY

“Journey into the Unconventional”

Jessica is a contemporary embroidery artist who works from her home studio just outside of Leeds, West Yorkshire. Her colourful and contemporary work has been exhibited in various galleries across the UK and Europe. A member of the Crafts Council’s Makers directory, Jessica speaks about her creative practice and teaches workshops across the country in schools, universities, and for private organisations.

Her sculptural designs are a textural and visual feast, combining bold colour and clusters of embellished treasure that is created from a combination of waste and recycled materials. Jessica uses various processes including printing, foiling, dyeing and melting to transform what others perceive to be rubbish into tactile and creative embellishments. Her designs are hand stitched using traditional stitches in contemporary colours and patterns.

Colour is an important aspect of her work – her designs are fearless in their use of strong colours, creating a very vivid and saturated colour palette. Jessica’s inspiration is derived from zoomed in views of surface texture details such as peeling paint, barnacles, and rusting metal.



March 2024

Tuesday, March 12

1:00p – 2:30p

via Zoom

Tuesday, March 12

3:00p – 6:00p

via Zoom

JESSICA GRADY

Workshop

(one workshop – two sessions)

“Make Your Own Sequins”

Fuse various recycled plastics to make sequin sheets, which will then be cut out in different ways, adding textile foils, and stitching onto fabric to make a sampler.

“Fantasy Florals”

Create beautiful 3D floral designs on fabric, using a range of mixed media materials combined with hand embroidery. Jessica will show you some of her techniques to create the most beautiful blooms including 3D folded petals, beaded stamens, and curling leaves and vines. Discussion will focus on the use of traditional textile materials, and ways to include recycled and waste materials, transforming them into embellished treasure. Participants will make a mini textile sampler of floral ideas, ready to frame as a piece of textile art. Finishing and framing ideas will also be discussed.

See more of Jessica’s workshop samples [here](#).



[Registration Form](#)

[Supply List](#)

Seats Available: 5

April 2024

April 9


MICHELLE DETERING

“Nature in Contemporary Watercolor”

Michelle is a nature inspired watercolor and mixed media artist from Michigan. She works in a variety of media including watercolor, photography, mixed media and collage, with watercolor being her primary medium. Her work offers a contemporary take on watercolor that resists the traditional constraints of the medium. Her work emphasizes fluidity and flow and demonstrates a balance between looseness and control. She likes to use whatever medium best helps channel the story she is trying to tell about the natural world and hopes to inspire people through her art to see the magic and beauty in nature.

Through a PowerPoint presentation and trunk show, Michelle will share her approach to using watercolor to create contemporary paintings of nature while creating a sustainable art business.

www.michelledeteringart.com



April 2024

Tuesday, April 9 12:45p – 3:45p
Wednesday, April 10 9:30a – 3:30p

MICHELLE DETERING

Workshop

“Introduction to Watercolor:

A modern approach to the medium using paper and fiber”

Participants will learn the basics of the watercolor medium including watercolor tools, techniques, and principles while creating nature inspired paintings of flowers and birds. Painting on watercolor paper and fabric, students may choose to create small samples using various techniques that will be perfect for slow stitching with needle and thread. Michelle would like the participants to play, experiment and have fun trying different variations that will expand their repertoire in the textile arts.

Michelle would like the participants to play, experiment, and have fun trying different variations that will expand their repertoire in the textile arts.

- Tuesday afternoon
Introduction to
Watercolor
- Wednesday
Simple watercolor florals
Loose watercolor bird
Watercolor fabric
swatches
Stitching on watercolor
paper



[Registration Form](#)

[Supply List](#)

[Seats Available: Wait List](#)

May 2024

May 14 9:30a – 3:30p

Seminar Day - Member-Only Workshops

MEENA SCHALDENBRAND
SHERYL HOGAN

“Manual and Electronic Cutters”

Join us for an overview of many different types of manual and electronic cutters available. Whether you already own one or more of these devices, or are considering purchasing one, come find out more about them and put them to the test to see what they can do for you. A small fee (TBD) will be collected at the door to cover maintenance on the cutters and the cost of making a small panel project.

The morning includes the general meeting followed by a PowerPoint presentation showing lots of examples of finished projects using electronic and manual cutters and discussing the pros and cons of each. Members may have lunch and stay for a Sit & Stitch in the choir room.

The afternoon will include demonstrations of the cutters and time to complete a small project using some of the techniques shown.



Brother Scan-n-Cut



Cutting vinyl with Cricut

May 2024

May 14 9:30a – 3:30p

Seminar Day

MEENA SCHALDENBRAND
SHERYL HOGAN

Demonstrations and Workshop

How to...

- Use template sheets to create stencils with the Scan n Cut and Cricut cutting machines.
- Apply and use stencils.
- Use the Sizzix manual dies with the Big Shot manual cutter.
- Cut paper, fabric, vinyl, heat transfer vinyl, etc. on manual cutters.
- Emboss on paper, metal, and leather to add textures and designs.
- Cut fabric with thin metal dies.
- Use the Accuquilt cutting machine:
 - cuts multiple layers
 - maximizes fabric
 - eliminates body strain

Participants will cut out 3 hearts using a manual die cutter and create a design on their fabric. You can hand embroider the Heart panel with names and special dates like weddings, birthdays, and anniversaries.

As an alternative, you may cut out 3 different shapes and create a design of your own.

Supply List

- Two fat Quarters and/or fabric scraps
- 8 x11 batt for lining
- fusible web with paper backing, like Wonder Under or Heat & Bond
- basic sewing and embroidery supplies

See examples and workshop samples [here](#).

June 2024

June 11

Annual
CREATIVITY SHOW
and
LUNCHEON

**THE CONTINUING STORY
BEHIND OUR 50TH**

VINTAGE FASHION SHOW, PART 5

35 members cleaned-out their closets and stashes and showed off their garments of the "past". Many are still smashing and very wearable today.

Each month, in your NTGM newsletter, we have been relooking at these treasures. You've already seen the first 4 presenters. Next are the eight members shown below.

The text is from Terrie Voigt's original script. Photos are from Rick Ware, Margaret Kluka, Jeannie Sarna and Judy Loyd.



Terrie Voigt



Sheryl Hogan



Denise Dooley



Susan Schwandt



Sharon Waligora



Judy Loyd



Claudia Scroggins



Liz DeVree

**THE CONTINUING STORY
BEHIND OUR 50TH**

VINTAGE FASHION SHOW, PART 6

35 members cleaned-out their closets and stashes and showed off their garments of the "past". Many are still smashing and very wearable today.

Each month, in your NTGM newsletter, we have been relooking at these treasures. You've already seen the first 12 presenters. Here are 8 more.

The text is from Terrie Voigt's original script. Photos are from Rick Ware, Margaret Kluka, Jeannie Sarna and Judy Loyd.



Marie Ware



Susan Van Dusen



Barb Gash



Susan McCarty



Deb Gash



Carol Buszek



Lynn Aleman



Marilyn Cohen