

THE NEEDLEWORK & TEXTILE GUILD OF MICHIGAN



VOLUME 13, ISSUE 2

OCTOBER 2023

MISSION STATEMENT

The purpose of the Guild shall be to foster the art of needlework and textile arts, encourage high standards of design and technique, and bring together members who will learn, share, teach, and participate, to the fullest extent, in this endeavor. This shall be considered the Mission of the Guild.

FROM THE PRESIDENT

Now that it's officially fall, I have put all the summer UFO's aside to make room for cozy fall jackets, anything Halloween, and of course a few things for Christmas. I hope the cooler weather is warming up your mojo for all things fiber related. One of my favorite fall events is the Ann Arbor Fiber Expo (<https://www.fiberexpo.com/>) which is happening this Saturday and Sunday. One vendor has already committed to bring live alpacas and frequently there are angora rabbits as well. And of course, YARN, roving, patterns, classes, tools, project bags, and more!

As I mentioned last month, upcoming Fiber events suggested by our members will appear in the monthly newsletter. See page 6 for two events that Cheri Skomra has shared. Please contact [Sharon McKenna](#) before the 25th of each month if you know of an event that our members might enjoy.

I thoroughly enjoyed the 6 hours of mini demos from the Global Quilt Connection in September. If you signed up individually the cost would be \$20, but NTGM pays for these demos twice a year, so they are free for members. I also learned about another resource GQC offers free to everyone on their website, [live quilt workshops \(newzenler.com\)](#). These are lists of Live Virtual Quilt classes, On-Demand Quilt classes, and Needle Arts classes. Some of the classes are taught by teachers who have been on prior Sampler Platters, and many are independent designers who also teach. The GQC also has a spot on the page for you to sign up for the Student Newsletter and receive email notices about future classes.

~ Carol Gardner Buszek



INSIDE THIS ISSUE

Program Notes	3
Member Information	4 - 8
Calendar	9
2023-24 Programs	10 - 25
Special Feature	26



LINKS

- [ZOOM Protocol](#)
- [ZOOM Etiquette 2](#)
- [Social Media Protocol](#)
- [Library Policies](#)
- [Workshop Policies](#)
- [Workshop Assistant Policies](#)
- [Photo Tips](#)
- [Google Group Tips](#)

Do you know of a member who would benefit from a personal note?

Contact Liz DeVree by email or phone at

—

Membership News

If you have not already paid your dues, you can bring it to the October meeting or you can mail a \$50 check to:

NTGM

—

—

Or you can bring it to the October meeting.

We are also now taking orders for NTGM name tags. The cost is \$15, and orders will be taken through the fall. See page 6 for more details.

I look forward to seeing each of you shortly.

Cheri Skomra

joinNTGM@gmail.com

[Membership Form](#)

www.ntgm.org

LOCATION

St. Stephen's Episcopal Church
[5500 N. Adams Road](#), Troy, MI 48098

Our direct entrance is toward the rear of the church.

Newsletter Submissions

SHARONMCK.NTGM@GMAIL.COM



NOTES from the PROGRAM COMMITTEE

Our fall workshops are almost full. If you are interested, email Barbara Skimin right away. The number of seats still available for each workshop is indicated in the lower right corner of each workshop page.

Even though Jessica Grady's Sequins/Fantasy Florals workshop is not until March, it is especially important to decide about participating in the workshop if you want to purchase the kit that will include the materials Jessica will be working with. The deadline to order her kit (for delivery at the December meeting) is October 10. You can certainly participate in the class if you register later or if you choose not to order a kit, but you will have to source your own materials. Please notify [Amira](#) by October 10 if you want a kit.

~ Terrie and Barbara

Get your own copy of our 50th Celebration Quilt



Printed via Spoonflower:

On Petal (mid-weight) cotton 36" x 42". with the Art area approx. 30" x 38". Included are documents identifying the creator and a brief description of each square.

Cost \$25 each.

Judy will have a sample at the October meeting and will be taking orders.

Or contact [Judy](#) directly to order.



NEWS FROM MEMBERS

FROM: RICK WARE

THIS IS MY LATEST PUBLISHED WORK IN QUILTING ARTS MAGAZINE.

Title: Drama
Dimensions: 8-1/4 inches square



I have some prior experience with surface design in workshops, but this piece was done on my own. Black and red fabric paint was applied to white cotton fabric with conventional and "Catalyst by Princeton" flexible plastic profile brushes. Fabric paint was also stamped with found objects. The red fabric circles and squares are raw edge fused applique'. Big stitch hand quilting was done with No. 5 perle cotton - red and black. Edges were finished with a facing.



FROM: RICK WARE

RICK WARE'S QUILT TO BE ON QUILTING ARTS TV EPISODE 3009

Received this message today regarding my quilt "Drama" for the Print, Paint, and Play reader challenge that was published in the Summer 2023 (Issue 118) Quilting Arts Magazine page 96.

*From: Kristine Lundblad
Date: September 19, 2023
Subject: Your quilt on TV!*

Thank you for participating in the recent "Print, Paint, and Play!" Reader Challenge with Quilting Arts Magazine.

*I am excited to tell you that many of these quilts will also be part of the newest segment on "Quilting Arts TV" called Finishing Touches at the end of each show. This segment highlights the creative artistry of the Quilting Arts community, of which you are a talented member! The newest season of "Quilting Arts TV" is **Series 3000 and your quilt is featured in Episode 3009.***

"Quilting Arts TV" is hosted by Susan Brubaker Khapp and features many talented art quilters and other guests. The show is available on PBS stations across the country and the new season begins airing in October; check with your local station to see when and if they run it. It is also sometimes on the PBS offshoot Create (but not always the newest episodes). Soon, digital copies of Series 3000 will be for sale on our website, too. (Some areas of the country do not have access to the show from their local PBS stations, unfortunately.)

I hope you are pleased with this news and get the opportunity to see your work on "Quilting Arts TV"!

Social Media

We would like to encourage our members to view and participate in the two public social media outlets we have online - Facebook and Instagram. We have new protocol to guide us in our discussions on personal and public textile art. Please take a moment to review them, in the [link](#) provided, prior to posting.

You can share your textile work including experiences in NTGM workshops, plus publicize textile events, art exhibits and supply sales. Since this is a public page, we ask you to not post other members' work unless you have their permission.

You may wish to protect your art photos. Photos can be copied, but there are ways to discourage theft - upload photos in a low resolution, use digital watermarking, register a copyright to your work, use a copyright notice, or use a digital signature. An explanation of each process can be found on Wikipedia.

Posting on social media is a great way to share our love of fibers and all forms of textiles with each other and with the interested public. NTGM is a very special guild, and this is another way to let others know about us!

PERSONALITIES FASHIONS

A BUSINESS OPPORTUNITY

As many of you know, I am the sole owner of a home-based fashion business, and some of you have been to my little "boutique" to buy clothes and accessories. What you probably don't know is that it has been 40 years for me! It's been successful and it's been great fun but, as much as I love it, it's getting to be time to retire. SO - reluctantly - I am asking if there is anyone in NTGM who might like to acquire the business assets and take it over! It could easily be done by two partners, with totally flexible hours. You would have an inventory of casual separates, and a customer base, and I will be here to guide you. If interested, please contact me.

BARBARA GASH

--
--
compusew@aol.com

Sweets & Treats

If you're so inclined, please consider bringing a treat for us to enjoy at the October meeting. Store bought and homemade items are acceptable. Please provide a serving utensil/tong (labeled with your name) so we can avoid touching food when serving.

Thank you!
Claudia



17th annual
Arts & Greens
HOLIDAY MARKET
November 18-19, 2023
Sat 9 am-5 pm Sun 10 am-4 pm
BOGIE LAKE GREENHOUSES - 1525 BOGIE LAKE ROAD, WHITE LAKE MI
INFO - HURONVALLEYARTS.ORG



Handmade for the Holidays
A 28-Day Gift Market
NOV 24-DEC 20, 2023
(OPENS ON BLACK FRIDAY)
Unique handmade gifts for everyone on your list.

Logos: I MVCA, Michigan Arts & Culture Council, National Endowment for the Arts, Huron Valley State Bank, Highland Greenery, The Monthly Shopper.



RSN
ROYAL SCHOOL OF NEEDLEWORK
150 YEARS
Founded 1872

The RSN Stitch Bank aims to digitally conserve and preserve every stitch in the world, becoming the biggest repository of stitch in the world. The Stitch Bank currently holds 400 stitches. Each stitch entry contains information about its history, use and structure as well as a step-by-step method with photographs, illustrations, and video.



LIBRARY NEWS

The library will continue to be in the Choir room just off the main meeting room. Please stop in, say hello, and browse our collection of books and CD's.

If you checked out library items in September, please return them at the October meeting!

In reviewing of our collection, we've noticed an overabundance of quilting books. Some of these books will be available at the Flea Market in October. If you know of individuals who are just beginning their fiberarts journey and could use any of these books, please take advantage of this opportunity to share them. Any remaining books will be taken to the Sew Expo in November and handed out at our booth.

We are creating a list of new books for the possible addition to our library collection. We want to included books in a variety of subjects that are of interest to our members. If you would like to add a suggestion to the list, please send the book title and author to lpoterek1@aol.com.

~ Linda and Janice

Your Name



The NTGM branded name tag will display your name prominently above the NTGM logo on a linen-like background, with the choice of a standard brooch pin back or a magnetic strip. The cost is \$15. You may place your order at the October meeting or by mail, using the order form below.

[Name Tag Order Form](#)

WE'RE BACK! **4TH SATURDAY OF EVERY MONTH**

**NTGM
FiberArt
SATURDAY**

Next gathering
October 28


This BEST way to spend a few fun, productive hours with your FiberArt Buddies! Join us on the 4th Saturdays at the America House in Troy. We gather in a **FREE** meeting space in the event room on the 2nd floor. **No advance registration! Join us when you can!**

WHEN: the 4th Saturday of every month
10:00 AM – 2:00 PM. Bring lunch, come when you can and stay as long as you like.

WHERE: American House Troy
2300 Grand Haven Drive, Troy



SPECIAL INTEREST GROUPS



ARTFUL QUILTERS

a contemporary art quilting group

WHEN: the third Tuesday of the month
September to June
1:00 to 3:00pm

Contact: [Barbara Gittleman](#)

KNITWITS

The KnitWits gather for a lovely day of knitting on the first Monday of the month, 10:00am-2:00pm. Bring your own lunch and our host will provide beverages and dessert.

Contact: [Kathy Shuller](#)

BEADERS

Beaders of all skill levels meet on the first Tuesday of the month, 10:00a-2:00p. You will have the opportunity to work on the design or technique of your choice, with the assistance of a teacher to guide you through the process.

Contact: [Sharon McKenna](#)

SURFACE DESIGNERS

Our next Zoom meeting will be on Thursday October 26, 2023.

We have planned a list of topics for the next few months (not necessarily in this order) so watch for the monthly announcement. We are open to suggestions of other topics as the year progresses, so share what you would like to do.

The 2023-2024 list of topics we hope to cover: stacked stencils, paint flinging and gestural motions, alcohol ink and the Gelli plate, stencils from a glue gun, geodes, air dry clay with fabric, heating acrylic paint on fabric, painted newspaper with stitch, and resin.

To get the details about our fiber adventures, join the Surface Design Google Group by sending a request to [Sharon](#). For more information or project help, contact [Susan](#).

[More information](#)



*Creativity
takes courage.*

~ Henri Matisse



NTGM 2023 -24 NEW SEASON

Updated as of 09/18/2023. Subject to change.

Tues, Oct 10, 2023 - 10:00 am ON-SITE

Artist: Jennifer Gould

Lecture: Working in a Series:
Developing Your Artistic Voice

Tues, Oct 10, 2023 - 12:45 pm ON-SITE

& Wed, Oct 11, 2023 - 9:30 am ON-SITE

Workshop: Contemporary Embroidery:
Exploring Beyond the Basics

Tues, Nov 14, 2023 - 10:00 am ON-SITE

Artist: Nanette Mathe

Lecture: Needlework Journey

Tues, Nov 14, 2023 - 12:45 pm ON-SITE

& Wed, Nov 15, 2023 - 9:30 am ON-SITE

Workshop: Manipulating Paper:
Momigami, Citrisolve, Gelli Printing

Tues, Dec 12, 2023 - 10:00 am ON-SITE

Artist: Darcy Lewis

Lecture: Kimono Trunk Show and Lecture

Tues, Dec 12, 2023 - 12:45 pm ON-SITE

Workshop: Kimonos

Tues, Jan 9, 2024 - 10:00 am ZOOM

Artist: Rachel Derstine

Zoom Lecture: From Inspiration to Art Process

Tues, Jan 9, 2024 - 1:00 pm ZOOM

Sat, Jan 13, 2024 - 10:00 am ON-SITE

Thurs, Jan 18, 2024 - 10:00 am ZOOM

Zoom Workshop: Advanced Landscapes

Tues, Feb 13, 2023 - 10:00 am ZOOM

Artist: Corinne Phillips

Zoom Lecture: On Being a Fairytale Maker

Tues, Feb 13, 2024 - 1:00 pm ZOOM

Wed, Feb 14, 2024 - 10:00 am ZOOM

Artist: Corinne Phillips

Zoom workshop: How Do I Love Thee?
A Handmade Book

Tues, March 12, 2024 - 10:00 am ZOOM

Artist: Jessica Grady

Zoom Lecture: Journey into the Unconventional

Tues, March 12, 2024 - 1:00 pm ZOOM

Zoom Workshop: Make Your Own Sequins

Tues, March 12, 2024 - 3:00 pm ZOOM

Zoom Workshop: Fantasy Florals

Tues, April 9, 2024 - 10:00 am ON-SITE

Artist: Michelle Detering

Lecture: Nature in Contemporary Watercolor

Tues, April 9, 2024 - 12:45 pm ON-SITE

Wed, April 10, 2024 - 9:30 am ON-SITE

Workshop: Introduction to Watercolor: A Modern
Approach to the Medium Using Paper and Fiber

Tues, May 14, 2024 - 10:00 am ON-SITE

Seminar Day ~ Member-Only Workshops

Manual and Electronic Cutters

Presenters: Meena Schaldenbrand and Sheryl Hogan

Tues, June 11, 2024 - 10:00 am ON-SITE

Annual Creativity Show and Luncheon

- **ON-SITE MEETINGS NOTED IN BLACK**
 - **ON-SITE WORKSHOPS NOTED IN BLUE**
Pre-registration required for all In-person workshops and Zoom workshops
 - **ZOOM MEETINGS & WORKSHOPS IN RED**
- CHECK FIRST, CHANGES HAPPEN**

- Knitwits meet the 1st Monday
- Beaders meet the 1st Tuesday
- Artful Quilters meet the 3rd Tuesday
- Surface Designers meet the 4th Thursday**
- FiberArt Saturday meets 4th Saturday



October 2023

October 10

JENNIFER GOULD

“Working in a Series: Developing Your Artistic Voice”

Jennifer Gould is a textile artist and doll maker, whose artistic endeavors also include tapestries, fabric painted jackets, free-form crochet, and crazy quilt embroidery work. She has worked in series for years on many different themes and mediums within textiles and now has a large volume and variety of work to explain and illustrate her artist’s voice.

When you begin to work in textiles or any medium, you try all different techniques and styles. Gradually, the longer you practice, you realize that staying within one technique or theme until you have tried every conceivable way to express yourself within that area, gives you the chance to develop your work. When jurying for shows, especially solo shows, jurors look for that thematic series that tells them who you are as an artist.

Jennifer will discuss the elements of developing your artist’s voice in her presentation.

www.jennifergouldsdesigns.com



October 2023

Tuesday, October 10 12:45p – 3:45p
Wednesday, October 11 9:30a – 3:30p

JENNIFER GOULD

Workshop

“Contemporary Embroidery: Exploring Beyond the Basics”

Most textile enthusiasts know the basic stitches of embroidery, such as running stitch, straight stitch, blanket stitch and more. In developing her style and artistic voice in embroidery, Jennifer has worked to expand the ways in which she uses the basic stitches to express more directly - and differently - what she wants her textile work to convey.

With many pages of handouts to illustrate the stitches and more, such as rhythm studies, participants will use their own hand-dyed, printed/painted, or interesting commercial printed/random dyed fabric on which to experiment. Jennifer will have many pieces of her own work on display to demonstrate these unique stitch explorations. Combining collage and using sheers and textured fabrics with these explorations can achieve an exciting level of creativity.

See more of Jennifer’s workshop samples [here](#).



[Registration Form](#)

[Supply List](#)

Seats Available: 1

November 2023

November 14

NANETTE MATHE

“A Journey through Needlework”

Nanette Mathe has been involved in the Needlework world for over 50 years and is a Certified Needlework Teacher and Certified Needlework Judge through the National Academy of Needlearts. Recently she has extended her art with painting and paper manipulation, combining all of her interests into new art. Her lecture contains stories, explanations, and examples of the many artforms Nanette has created with a needle.



November 2023

Tuesday, November 14 12:45p – 3:45p
Wednesday, November 15 9:30a – 3:30p

NANETTE MATHE

Workshop

“Manipulating Paper: Momigami, Citrisolve, Gelli Printing”

Three very different techniques will be demonstrated to manipulate paper into different forms.

- Momigami will turn regular paper into cloth.
- Citrisolve will change *National Geographic* magazines into patterns.
- Gelli Printing will add multi layers of paint, providing interesting patterns on paper.

The final project will be either a step-by-step manipulation of the papers the student creates into an abstract design, or the student may choose to include found objects or other art forms to experiment with and create something new and exciting representing their own aesthetic.

[Registration Form](#)

[Supply List](#)

Seats Available: 3

December 2023

December 12

DARCY LEWIS

“Kimono Trunk Show and Lecture”

Come see some of the exquisite kimono owned by Darcy Lewis and other NTGM members and learn about the different types of kimonos and the symbolism of Japanese art as used in kimono design. Darcy will also demonstrate the incredible math and engineering that goes into designing and creating kimono fabrics. There will also be a fashion show and opportunities for members to try on some of these gorgeous garments!

www.beautifultextiles.com



December 2023

Tuesday, December 12

12:45p – 3:45p

DARCY LEWIS

“Kimonos”

Have a star fabric souvenir or remnant? Taking inspiration from Kimono, join us for a workshop to make a top, tunic, or jacket in true kimono fashion – from panels of fabric that create a loose, draped, look that is chic and comfortable. This simple pattern is specifically designed to highlight your special fabrics and integrate them into a garment that can be quickly sewn up on the spot but is an easy design for you to take home and adapt to your own style.

Fabrics and supplies can be purchased in advance or in class.



[Registration Form](#)

[Supply List](#)

Seats Available: 1

January 2024

January 9 via Zoom

RACHEL DERSTINE

“From Inspiration to Art Process”

Rachel Derstine is an art quilter living in Philadelphia, Pennsylvania, whose works have been featured in invitational and juried gallery shows and fine art/craft shows throughout the country.

Rachel’s PowerPoint lecture will discuss the sources of inspiration for her art: other artists, photographs, influences from life experiences. She will also discuss how to create effective quilts using art concepts like limiting the color palette, simplifying the background, and the repetition of line, shapes, values, and color throughout the work.

www.rachelderstinedesigns.com



January 2024

Tuesday, January 9	1:00p – 4:00p	via Zoom
Saturday, January 13 (optional)	10:00a – 3:00p	on site, no speaker
Thursday, January 18	10:00a – 1:00p	via Zoom

RACHEL DERSTINE

Workshop

“Advanced Landscapes”

This workshop is not just for quilters. If you are interested in surface design, this is the workshop for you! Advanced techniques using fusing, non-woven products, paint, stencils, Inktense blocks, and cutting machines will be covered. Quilting and facing will also be demonstrated and discussed.

Although a very extensive PDF supply list will be provided prior to class, you do not need to purchase everything. You can attend the first session with what you already own and use the time between sessions to get other supplies that interest you.

Rachel is generously leaving her recordings up for one year, so you will have plenty of time to try out various techniques.

Optional Session (in-person without a speaker). Location: TBD.

This will be an opportunity to get together and share materials and tools, such as paints, pencils, Inktense blocks, etc., and have the use of electronic cutters (such as Cricut and Scan N Cut). Access to Rachel’s pre-recorded videos demonstrating various techniques will be available. There will be a kit fee (TBD) for this session.

See more images of Rachel’s work [here](#).



[Registration Form](#)

[Supply List](#)

Seats Available: 12

February 2024

February 13

via Zoom

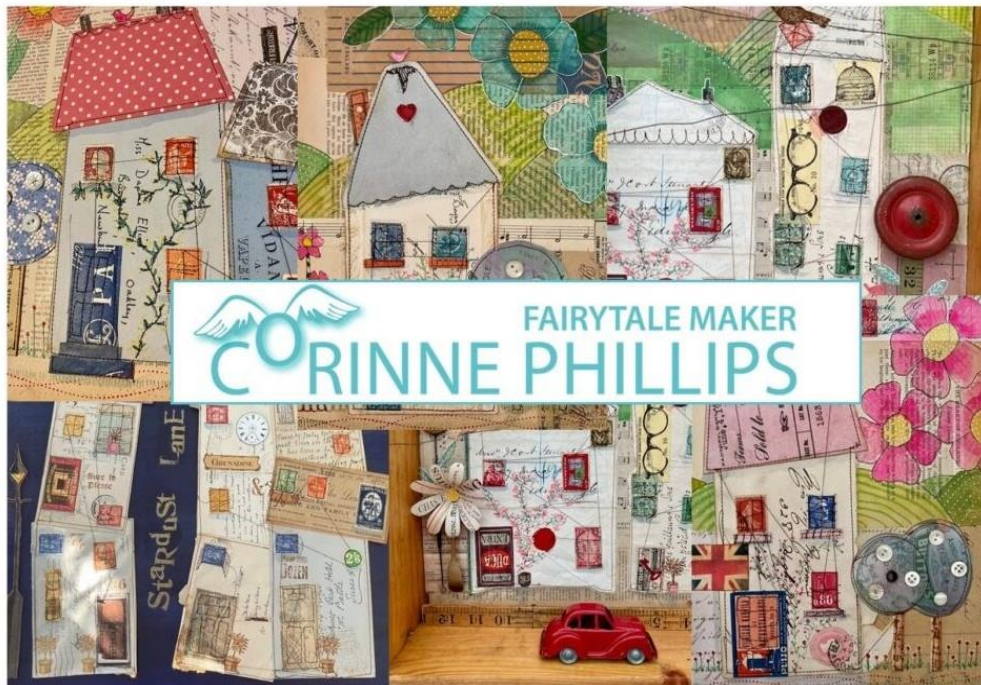
CORINNE PHILLIPS

“On Being a Fairytale Maker...”

Corinne Phillips will talk about her life as an artist and show samples of her work. During her growing up years, she learned to sew with her grandmother and made clothes for her teddy bears with her mother. As such the creative urge was borne, and despite a life working behind an office desk, it has never left!

In 2004, Corinne enrolled on a City and Guilds Stitched Textile course and earned a diploma in 2008. She has since exhibited at galleries and juried craft fairs around the UK. She is currently creating imaginary stories with 3-dimensional assemblages and stitched paper collages.

<https://www.etsy.com/uk/shop/corinnephillipsart>



February 2024

Tuesday, February 13 1:00p – 3:00p via Zoom
Wednesday, February 14 10:00a – 12:00p via Zoom

CORINNE PHILLIPS

Workshop

“How Do I Love Thee? – a handmade book for Valentine’s Day”

Join Corinne over Zoom and make a handmade book for Valentine’s Day. Or, if you prefer, make it a theme of your choosing. Perhaps a garden inspired book or a book to collect your favourite recipes, quotes, or poems?

Corinne will take students through choosing which papers to use, creating content for the book including pockets and a paper pop-up, and binding the pages into the finished book. She emphasizes that she is not a bookbinder – just an enthusiastic amateur who has made sketchbooks throughout her textile career. This project can be as simple or as detailed as you like.



[Registration Form](#)

[Supply List](#)

Seats Available: 11

March 2024

March 12

via Zoom

JESSICA GRADY

“Journey into the Unconventional”

Jessica is a contemporary embroidery artist who works from her home studio just outside of Leeds, West Yorkshire. Her colourful and contemporary work has been exhibited in various galleries across the UK and Europe. A member of the Crafts Council’s Makers directory, Jessica speaks about her creative practice and teaches workshops across the country in schools, universities, and for private organisations.

Her sculptural designs are a textural and visual feast, combining bold colour and clusters of embellished treasure that is created from a combination of waste and recycled materials. Jessica uses various processes including printing, foiling, dyeing and melting to transform what others perceive to be rubbish into tactile and creative embellishments. Her designs are hand stitched using traditional stitches in contemporary colours and patterns.

Colour is an important aspect of her work – her designs are fearless in their use of strong colours, creating a very vivid and saturated colour palette. Jessica’s inspiration is derived from zoomed in views of surface texture details such as peeling paint, barnacles, and rusting metal.



March 2024

Tuesday, March 12

1:00p – 2:30p

via Zoom

Tuesday, March 12

3:00p – 6:00p

via Zoom

JESSICA GRADY

Workshop

(one workshop – two sessions)

“Make Your Own Sequins”

Fuse various recycled plastics to make sequin sheets, which will then be cut out in different ways, adding textile foils, and stitching onto fabric to make a sampler.

“Fantasy Florals”

Create beautiful 3D floral designs on fabric, using a range of mixed media materials combined with hand embroidery. Jessica will show you some of her techniques to create the most beautiful blooms including 3D folded petals, beaded stamens, and curling leaves and vines. Discussion will focus on the use of traditional textile materials, and ways to include recycled and waste materials, transforming them into embellished treasure. Participants will make a mini textile sampler of floral ideas, ready to frame as a piece of textile art. Finishing and framing ideas will also be discussed.

See more of Jessica’s workshop samples [here](#).



Kits (optional) that include some of Jessica’s unique embellishments must be ordered by October 10, 2023. Contact Amira soheim@yahoo.com if you are interested in ordering a kit.

[Registration Form](#)

[Supply List](#)

Seats Available: 6

April 2024

April 9

MICHELLE DETERING

“Nature in Contemporary Watercolor”

Michelle is a nature inspired watercolor and mixed media artist from Michigan. She works in a variety of media including watercolor, photography, mixed media and collage, with watercolor being her primary medium. Her work offers a contemporary take on watercolor that resists the traditional constraints of the medium. Her work emphasizes fluidity and flow and demonstrates a balance between looseness and control. She likes to use whatever medium best helps channel the story she is trying to tell about the natural world and hopes to inspire people through her art to see the magic and beauty in nature.

Through a PowerPoint presentation and trunk show, Michelle will share her approach to using watercolor to create contemporary paintings of nature while creating a sustainable art business.

www.michelledeteringart.com



April 2024

Tuesday, April 9 12:45p – 3:45p
Wednesday, April 10 9:30a – 3:30p

MICHELLE DETERING


Workshop

“Introduction to Watercolor:

A modern approach to the medium using paper and fiber”

In this workshop participants will learn the basics of the watercolor medium including watercolor tools, techniques and principles. Participants will learn the basics while creating nature inspired paintings of flowers and birds. We will also practice using watercolor to dye fabric swatches perfect for slow stitching and practicing using a needle and thread directly on watercolor paper.

- Tuesday afternoon
Introduction to
Watercolor
- Wednesday
Simple watercolor florals
Loose watercolor bird
Watercolor fabric
swatches
Stitching on watercolor
paper



[Registration Form](#)

[Supply List](#)

Seats Available: 4

May 2024

May 14

Seminar Day - Member-Only Workshops

Manual and Electronic Cutters

presented by

Meena Schaldenbrand

and

Sheryl Hogan

June 2024

June 11

Annual
CREATIVITY SHOW
and
LUNCHEON

50TH ANNIVERSARY VINTAGE FASHION SHOW

**Chairperson, organizer
and emcee: Terrie Voigt**

This saga started back in July of 2022, at our monthly Beaders meeting, at Barb Skimin's lovely home.

We knew we wanted to be celebrating 5 decades of FiberArt and NTGM's part of that journey. It is quite amazing that our Guild has survived this long... especially with Covid. It is a true testimonial to its leaders and its members.

So our regular (and always fabulous) Fashion Show needed an extra special twist.

Terrie Voigt suggested a "Vintage" Fashion Show. Who knew it would turn into such a wonderful thing.

One Year Later:

"Welcome to the Vintage Fashion Show. You are in for a treat. We have a wonderful Guild with so many talented artisans in the textile arts. Today we get to see some of the samples of members who are sharing their past creations and even some treasures that were made for them.

We begin by looking at members who have trained in the textile arts, are associated with a textile business, and/or have received local or national acclaim" TV



**CONTINUING THE STORY
BEHIND OUR 50TH
VINTAGE FASHION SHOW**

PART 2

35 members cleaned-out their closets and stashes and showed off their garments of the "past". All were enjoyed and admired.

Last month we viewed Barb Skimin's wonderful pieces. Next we will see Cynthia Wayne's colorful garments.

The text is from Terrie Voigt's original script.

