



## 2021 FIBER CHALLENGE

#6 MARCH  
MADNESS

### **MARCH'S CHALLENGE - MARCH MADNESS**

We are all wishing for COVID  
to truly be over...it's been  
a whole long year!

When will it be safe for us  
and our loved ones?

When can we gather  
together again and share  
our love of creating with fiber?

Here's this month's Show & Tell.

**ANYTHING GOES!**

**MAKE WHATEVER YOUR  
CREATIVE FINGERS WANT TO.**

**THE MORE THE MERRIER.**

**THE CRAZIER THE BETTER.**

There is really no limit  
to the scope of these challenges  
or to when you need to finish.

XOXO Terrie, Sharon & Judy

**'FROM: JUDY LOYD**

Via wonderful Wikipedia

**MARCH** is the third month of the year and named after Mars in both the Julian and Gregorian calendars. In the Northern Hemisphere, the meteorological beginning of spring occurs on the first day of March.

*(That's what's on our cover!)*

The March equinox on the 20 or 21 marks the astronomical beginning of spring in the Northern Hemisphere and the beginning of autumn in the Southern Hemisphere. Many other cultures and religions still celebrate the beginning of the New Year in March.

CENTER: March, from the Très Riches Heures du Duc de Berry, a book of prayers.

#### **MARCH'S BIRTHSTONES AND FLOWERS:**

**Aquamarine** (from Latin: aqua marina, "sea water" is a blue or cyan variety of beryl. It occurs at most localities which yield ordinary beryl. The ancient Romans believed that aquamarine would protect against any dangers while traveling at sea, and that it provided energy and cured laziness.

**The mineral aggregate heliotrope, also known as bloodstone,** is a cryptocrystalline mixture of quartz that occurs mostly as jasper (opaque) or sometimes as chalcedony (translucent). The "classic" bloodstone is opaque green jasper with red inclusions of hematite. The red inclusions may resemble spots of blood, hence the name bloodstone.



**Narcissus** is a perennial plants of the amaryllis family. Common names include **daffodil, narcissus and jonquil**. They were well known in ancient civilization, both medicinally and botanically. By the late 19th century they were an important commercial crop centered primarily in the Netherlands. Today narcissus are popular as cut flowers and as ornamental plants. The long history of breeding has resulted in thousands of different cultivars.

**Long celebrated in art and literature,** narcissus are associated with a number of themes in different cultures, ranging from death to good fortune, and as symbols of spring.

#### **Why are so many spring flowers yellow?**

The first flowers of spring are often white or yellow because of who pollinates them. The majority of early spring pollinators are flies. Flies lack color vision, meaning they can't see scores of colors the way we do. White and yellow reflect plenty of light.



**FROM: MEENA SCHALDENBRAND**  
**A CRAZY TIME ...ENJOY THE SHOW!**

Corona sun, the storm is upon us.  
It feels like we are living a crazy movie!  
Crazy quilted sails, mask, felted boat, vaccine,  
silk ribbon embroidered moire frame

Every cloud has a silver lining... the best is yet to come!  
Combined two challenges..one for March Madness and another for You're Crazy!

The 2nd challenge is for facebook group, Challenge quilts that issues a challenge to be finished in a week <https://www.facebook.com/groups/ChallengeQuilts> their deadline is this Sunday at noon CST.

Many wonderful quilts/projects are already linked up. They also draw for prizes if you finish their challenge. Check it out!



**SHOW & TELL**  
**2021**  
**#6-**  
**MARCH**  
**MADNESS**



**FROM: BARB GASH**  
**A FEW ENTRIES**

**FANTASY GARDEN**

I wanted to get back into hand embroidery this year, and dug out a splotchy dyed

piece of cotton from some guild “play day” that made a good background. Just improvised stitches wherever there was color.

**Kind of mad, I guess.**



**SHOW & TELL**  
**2021**  
**#6-**  
**MARCH**  
**MADNESS**



## **MORE FROM: BARB GASH**

### **WINE COUNTRY**

Quilt with corks, made at a NTGM workshop in 2016, pieced and appliqued.

### **PAPER COLLAGE**

A very spontaneous effort to depict my reaction to the pandemic, in the summer of 2020.

It's got to be "Madness!"

**SHOW & TELL**  
2021  
#6-  
**MARCH**  
**MADNESS**





### FROM: TERRIE VOIGT

#### YEAR OF THE OX

Aaron, my grandson, is 15 years old, six feet tall and is quite creative. He has been working in my studio since he was little and gets a kick out of the arts, cooking and all types of video games. He enjoys his high school classes, especially honors geometry, science, world history and Chinese.

When asked to create a poster for the Chinese New Year, he told me he simply went to YouTube and followed the instructions on how to draw an ox. The poster includes an ox, a lantern, lucky cat, fireworks and the words "Happy New Year" in Chinese, of course.

**I love it!**

**SHOW & TELL**  
**2021**  
**#6-**  
**MARCH**  
**MADNESS**

I also love the t-shirt he is wearing, "Never Trust an Atom\* . They make up Everything".





**FROM: JUDY LOYD**

### **MAD CAT TUNIC**

This the silliest thing I've ever made. But my dear friend, Susie, gave me this crazy Wino Cat t-shirt (dyed in wine!) but the fit and neck-line were dreadful. So I turned it into a tunic using an old Vogue pattern. Enhanced with some antique embroidery bands, did lots free-motion stitching and then beaded all the grapes. Bottom photo is my dear Lulu helping me with the beading. I actually showed this in our very first challenge, Recycle, but just had to show again. Definately MAD.



**SHOW & TELL**  
2021  
#6-  
**MARCH  
MADNESS**




**FROM: BARB GITTLEMAN**

**RUG WALL HANGING ALA AL COTE**

I completed Al Cote's rug project except mine is a wall hanging.  
21 x 24 inches. I used 5 hand dyed fabrics. Quick and fun project.

**SHOW & TELL**  
**2021**  
**#6-**  
**MARCH**  
**MADNESS**



**FROM: LINDA POTEFREK**

**RUG WALL HANGING  
ALA AL COTE**

What was so Maddening is that a project keep bugging me to be placed front and center rather than waiting it's turn.

Of course, this project idea from **Al Cote's presentation** made such a convincing argument that it won first place in my sewing project load.

I chose 7 fabrics along with the batting and backing. Not sure my sewing machine appreciated the workload, but I slowed down my speed and took it easy. It was enjoyable choosing the colors in the various sections as I cut away the fabric.

Working with this project allowed me to remember my early elementary days of placing random intersecting lines on a piece of paper, and coloring the various sections.

The top picture is a sample of my reveal of colors. I did bind the piece, which measures 18" x 18". I'm glad this project made it to the top of my list.

The project was fun and held my interest.



**SHOW & TELL**  
**2021**  
**#6-**  
**MARCH**  
**MADNESS**





**FROM: SOPHIE MALKOWICZ**

### **MORE QUILTS COMING**

Hi Ladies, The snowflake quilt (**Midnight Flurries**) is finally finished. (See the holiday section on the back pages).

The **red and black** one is now in process

The next quilt is a Technique of the Month quilt, **Coral Reef**, by Judy Niemeyer that should be completed (fingers crossed) by fall.

Hope to see you all in person someday soon.



**SHOW & TELL**  
2021  
#6-  
**MARCH**  
**MADNESS**


**FROM: MARIA WOOD**

**AT HOME RESORT WEAR**

The flannel is thin and all cotton, from Joanne's, and very comfortable even here where it is usually too warm. The B&W one is the problem child/project. Should have just gone with the first view. Buttons will be changed but they work fine for now. The pants are all the same Vogue that was used before. The view is of the ice flows on the Detroit River from my apartment window.



**SHOW & TELL**  
**2021**  
**#6-**  
**MARCH**  
**MADNESS**



**FROM: KATHY BRICKER**

## **52 BLOCKS OF 2020**

Not sure this fits into any of the categories, but this was 2020. The 52 blocks are my daily stitch meditations; I did an 8" block every week, stitching on it daily. As I was working on them in the early morning hours (thanks to a marauding cat!), I listened to the too numerous reports of men and women of color who were being killed by people of "authority", whether police or people who assumed authority over others. Paired with that litany of names was the long list of trans-gender individuals who were being killed for just being themselves.

As I wondered what to do with all these stitched blocks and how to keep alive the names of so many lost, I decided to start stitching their names into the sashing of a quilt. So, mornings were spent stitching the blocks and evenings were devoted to stitching the names.

As I stitched I thought of April Anue's 'Strange Fruit' quilt with names of lynching victims in this country and how we are still stitching names into cloth to remember atrocities. The names stitched in ecru are people of color killed by authorities. Most are from 2020; those that are not are noted with the year they died (there are two more names yet to be added). Their ages are also recorded; that alone is sobering - so much future lost. The names in color are trans men and women who have perished in 2020.

The center block has the COVID numbers from 2020, as well as a few events and quotes that were important to 2020 and me.

There are so many names....



**SHOW & TELL**  
**2021**  
**#6-**  
**MARCH**  
**MADNESS**



Aja Requeill Rhone-Spears

I CAN'T BREATHE

SAY THEIR NAMES

COVID-19 20337954 infected 35107 dead  
Where bring in all places where deceased are being made  
who is the infected?  
2020  
Please good friends - John Lewis  
BIDEN HARRIS

BLACK LIVES MATTER

No One is Safe Until Everyone is Safe


HANDS UP! - DON'T SHOOT!




Trayvon Martin - 17  
2012




Rayshard Brooks - 26  
2020



George Floyd - 45  
2020



Breonna Taylor - 26  
2020



Ahmaud Arbery - 25  
2020



Philando Castile - 32  
2016




Eric Garner - 43  
2014



Sandra Bland - 28  
2015




Tamir Rice - 12  
2014




Michael Brown - 17  
2014



Felycia Harris - 33  
2016



Aja Requeill Rhone-Spears - 33  
2016



Dominique Fells - 20  
2014



Andre Hill - 47  
2014



Elijah McClain - 24  
2019



Brian Egert - 13  
2014



Proke - 25  
2014



Alfred Thompson - 44  
2014



Breonna Taylor - 26  
2020




Keith O'Neil - 42  
2017



Daniel Floyd - 35  
2014



Casey Goodson - 23  
2014



David Johnson - 28  
2014



Alfred Thompson - 44  
2014



Breonna Taylor - 26  
2020



Keith O'Neil - 42  
2017




Daniel Floyd - 35  
2014



Casey Goodson - 23  
2014



David Johnson - 28  
2014



Alfred Thompson - 44  
2014



Breonna Taylor - 26  
2020




Keith O'Neil - 42  
2017




Daniel Floyd - 35  
2014




Casey Goodson - 23  
2014



David Johnson - 28  
2014



Alfred Thompson - 44  
2014




Breonna Taylor - 26  
2020




Keith O'Neil - 42  
2017



Daniel Floyd - 35  
2014




Casey Goodson - 23  
2014



David Johnson - 28  
2014




Alfred Thompson - 44  
2014



Breonna Taylor - 26  
2020




Keith O'Neil - 42  
2017




Daniel Floyd - 35  
2014




Casey Goodson - 23  
2014



David Johnson - 28  
2014




Alfred Thompson - 44  
2014




Breonna Taylor - 26  
2020




Keith O'Neil - 42  
2017




Daniel Floyd - 35  
2014



Casey Goodson - 23  
2014



David Johnson - 28  
2014



Alfred Thompson - 44  
2014

**FROM: CLAUDIA SCROGGINS**

**HERE'S MY STUFF.**

**THE ZIPPERED LIP POUCH**

was planned for February but it seems appropriate for March Madness! Red felt, a recycled pink old metal zipper and a recycled pink T-shirt for the lining. With a stash pompom as a zipper pull. I saw this project online, had a laugh and knew I had to make it! Just for crazy fun.



Another effort in really crazy stash busting — the ATS (aka the **ALONE TOGETHER SWEATER**) by Copenhagen knitting designer Laerke Bagger who is passionate about using every last bit (**and I mean EVERY bit!!**) in her designs. Check out her Instagram. She designed this particular sweater to be knit during the COVID lockdown, from this the name of the sweater. The pops of color are random lengths of leftover yarn she encourages you to use by tying them at intervals onto one of the 2-3 base yarns carried throughout the sweater.

It probably sounds more confusing (**or mad???**) than it really is. Oh, one more thing, she **LOVES** leaving the tied yarn ends to show on the right side of the sweater!!

**Me too. Scandalous!**



**SHOW & TELL**

**2021**

**#6-**

**MARCH  
MADNESS**

**MORE FROM:  
CLAUDIA SCROGGINS**

**MY ZIPPERED SWEATER**

was completed and shown in the NTGM June 2019 Creativity Show! But I wasn't satisfied with the gaping hook & eye closure, sooooo I found a decorative zipper in the stash and, following instructions from a recent on-line workshop about installing zippers in sweaters, redid the closure. It fits so much better! **Successful madness.**



**SHOW & TELL**  
**2021**  
**#6-**  
**MARCH**  
**MADNESS**

**THE LOG CABIN KNT**

**SHAWL** is my continuing 'mad' effort to use up yarn stash. All garter stitch using acrylic, linen and alpaca yarns. Cleverly designed pattern by Yarnspirations.



**FROM: TERRIE VOIGT**

**I HAD FUN WORKING ON  
THIS MONTH'S CHALLENGE,  
TWO SCARVES.**

Following in the footsteps of artist, Mary Sue Fenner, I tore, cut up and ironed my silk fabric, scarves, ties, and blouses to create a large pile of squares, rectangles and strips. I tore silk fabric the length and width of a scarf and dyed it.

**Then the madness (and fun) began,** laying out and pinning the colorful pieces onto each scarf. It sounds simple, but I recommend it only if you're a bit obsessive.

For this scarf I sewed around each shape.



**SHOW & TELL**  
**2021**  
**#6-**  
**MARCH**  
**MADNESS**





**MORE FROM:  
TERRIE VOIGT**

The light blue scarf was-  
sewn in a zig-zag pattern  
from top to bottom,  
row after row carefully  
removing pins (which  
we are still finding  
everywhere).  
It really was an  
enjoyable project.

**Q&A  
2021  
#6-  
MARCH  
MADNESS**



**FROM: MARY KAYE AUKEE**  
**HERE IS MY CRAZY MONTH**

My daughter is a Cos-player and loves to dress up. We have collaborated on many outfits over the years. One of our favorites to make is something for Disney's Dapper Day. We find a style icon from a past decade and represent a Disney Character in some way.

**On Disneyland Dapper Day,** many guests wear vintage clothes from the 1950s or other eras. Others choose to step out in style while showing off the latest fashion of today. Over 10,000 guests in fancy frocks, white gloves, suits, ties and fedoras fill the park, magically transporting all guests back to another time or decade. This year for the second time the Day has been canceled.

My daughter during the pandemic has still dressed up on her own and taken photos with her roommate making sure she fills her Instagram. So I decided to surprise her since the day was canceled.

When my Mom passed I sent her all her 40's, 50's and 60's dresses she had saved. There is a great red early 1960's dress. So I have been inspired by Jackie Kennedy and Minnie Mouse.

I made her a train case style handbag, Jackie Kennedy Pill Box Hat with Minnie bow, wallet, and bandanna for her black Lab mix. Also added a pair of my Moms vintage sunglasses.

Lots of fun, can't wait to see the pictures, I know she will take. Gotta ship it out now to California!



**SHOW & TELL**  
**2021**  
**#6-**  
**MARCH**  
**MADNESS**

This was Dapper Day 2019... Grace Kelly inspired caftan. Emelia is in the colors and blue hair of Hades as portrayed in the Disney movie.

**FROM: MARY KAYE AUKEE**  
**MORE OF MY CRAZY MONTH**

I also made these this month. All the cork, hardware, patterns in all these projects were sent to me from Wisconsin from an Estate sale. **Total cost \$20.** Lots of scraps but putting them together was fun. More of an engineering project this month.



It was a crazy,  
crazy month!!!!!!


**SHOW & TELL**  
**2021**  
**#6-**  
**MARCH**  
**MADNESS**

**FROM: SHERYL HOGAN**  
**2 MAD CHALLENGES**  
**I TACKLED**

The puzzle took a long time to complete. It was a Christmas gift from my son and his wife, Daniel J Hogan and Steph Joy Hogan. It is made from their artwork. They are both artists but totally different styles. Best part about my daughter in law's artwork....she signs her name S Hogan like I do.

The 2nd photo is of the center square of the Aviatrix Medallion quilt I am doing with the Greater Ann Arbor Quilt Guild quilt along #gaaqqal.

This project is truly March Madness for me since I haven't done many traditional quilts.




**SHOW & TELL**  
**2021**  
**#6-**  
**MARCH**  
**MADNESS**

**FROM: RICK WARE**

**MEANS OF EGRESS**

This piece began with fabric from a surface design workshop years ago. It was made by rubbing a paint-stick on the fabric while it was on top of a kitchen sink mat that the teacher shared with us which had a circular arrangement of various sized circles, yielding a series of open circles. For this challenge I filled in the circles with various

colors and used diluted black ink to dye the corners outside the main circle gray. The fabric was then layered into a quilt sandwich and No. 100 black thread was used to stitch around the small circles on the long-arm machine. Yarn was hand couched in a spiral then buttons and beads were hand sewn. The title comes from a phrase in building codes referring to the paths that people take to exit a building during an emergency. Size 17" x 16"



**SHOW & TELL**  
**2021**  
**#6-**  
**MARCH**  
**MADNESS**

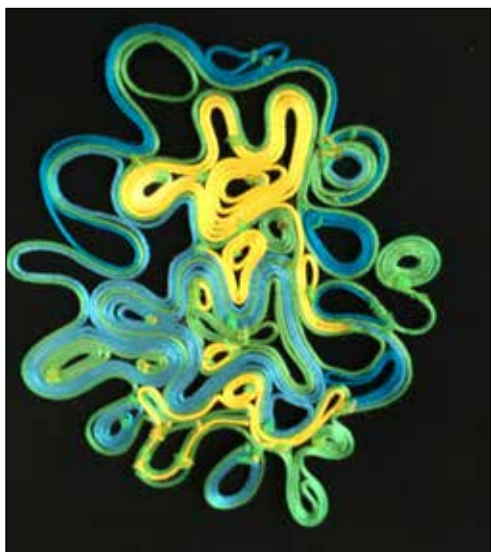
**FROM: SUSAN MCCARTY**

**SELF PORTRAIT**

Mother of the  
Bride in wedding  
madness mode.

Self portrait  
drawn  
with Sharpie  
on muslin, bled  
with alcohol  
on the fabric...  
not in my drink glass.

More brain in wedding mode.  
Rattail on felt and  
Tangled trees in rattail.



**SHOW & TELL**  
**2021**  
**#6-**  
**MARCH**  
**MADNESS**



**FROM: JEANNE NORMAN SARNA**

**BLACK & WHITE INFINITE WAVES NECKLACE**

I have often used different sized beads to get a textural effect in my Kumihimo braiding. This necklace uses a combination of size 6 mm round black Onyx beads and size 11 demi rounds in a Snow-Lined Crystal made by Toho Beads. The demi-rounds are about half the width of size 11 beads with a slightly larger hole.

The Toho Japanese beads are very consistent in size and shape, so it is not necessary to cull the beads because they are all perfect. The crystal finish adds sparkle, with the Snow-Lined white adding a subtle look that makes these beads have a very 3-D look.

The Kongo Gumi braid is a hollow braid and beads can often fall into the center and make the braid look uneven, to solve this problem a core was used in this necklace. Black & White is such a classic color combo that it never goes out of style and it will be enjoyed for many seasons.

This necklace is one of the samples I am making to use in a video I am working on for the American Kumihimo Society. This video features the Kongo Gumi spiraling braid structure, the basic round braid. These samples will show how versatile the Kongo braids are and how the same braid structure can look completely different with simple changes. I am featuring different designers for this segment of the video.

This Infinite Waves necklace was designed by Rebecca Ann Combs, as shown in her book Beaded Kumihimo Jewelry and made by Jeanne Norman Sarna.



**SHOW & TELL**  
**2021**  
**#6-**  
**MARCH**  
**MADNESS**



**FROM: SOPHIE MALKNOWICZ**

**MIDNIGHT FLURRIES**

Hi Ladies, The snowflake quilt is finally finished.

I was ably assisted by **Ares**, named for the Greek god of war.



**SHOW & TELL**  
**# 3 -**  
**HOLIDAY**  
**DREAMS**

# COEUR A LA CREME

*Didn't get prepared before our Valentine challenge, but made later.  
I try to make yearly because it's the only time I can use this cute mold.  
It's like cheesecake without the cake...Judy L*

Serves 4 to 6

8 oz cream cheese, softened  
3/4 C confectioners' sugar, sifted  
1 tea lime juice  
1 tea lemon rind, grated  
1 tea vanilla extract  
1 TB Framboise, or other light liqueur, I used rum

- With an electric mixer, beat the cream cheese until fluffy; then beat in sugar, lime juice and lemon rind.
- Mix vanilla and Framboise into the whipped cream, then add to the cream cheese, combining well.
- With a double layer of cheesecloth, line a classic white ceramic coeur a la cream mold (heart shaped with little drain holes all over the bottom) or a large sieve and closely woven basket.
- Pour the cheese mixture into the mold and smooth the top with a spatula. Cover with a layer of cheesecloth, place mold on a plate or pie dish and refrigerate overnight. The cheese will "weep" or throw off liquid as it sets.
- To serve, discard the liquid that has accumulated. Unwrap the cheese, unmold and remove the cheesecloth.
- Serve surrounded by any fresh fruit; spread on fruit to eat. In winter, mixed red and green seedless grapes are nice. Strawberry are a good choice for summer. But I like raspberries the very best. And love spread on Cranberry/pumpkin seed Artisan Crisps (Whole Foods)..



**SHOW & TELL**  
**2021**  
**#5**  
**VALENTINE**  
**WISHES**

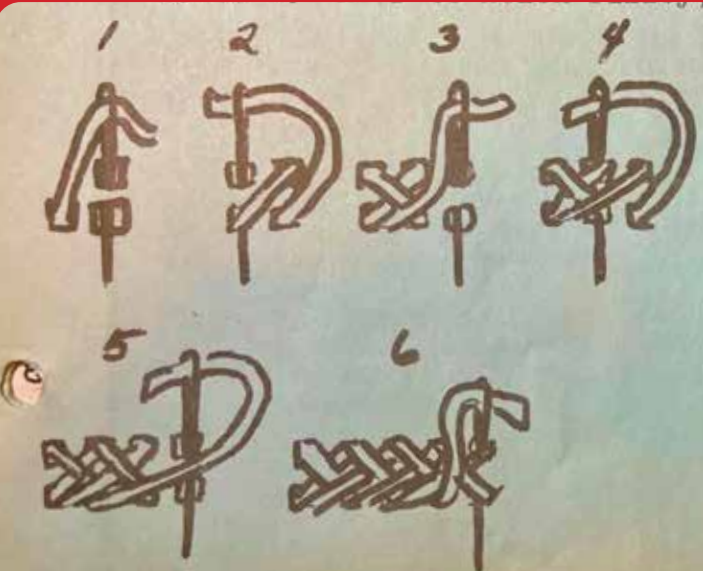
# NEW FEATURE

## NTGM - TIPS FROM THE PAST

**NOTE FROM JUDY L** We have most of the older NTGM newsletters, from the summer of 1975. In the beginning, we were very much a "Needlework" Guild. Each issue had a least one needlework diagram or pattern. Some were very elaborate and

interesting. Some were very classic. I thought to would be fun to revive an assortment of them.

**NOTE:** To any member who actually stitches one of these, please send photos to Judy L.. We would all love to see what you did..



**STITCH-OF-THE-MONTH**

This is an interesting stitch Phyllis Hill sends us from Sao Paulo, Brazil. It is called "Arraiolo" - looks like the Portuguese stitch (short-arm cross).

Arraiolo

1976

1977

### DARNING PATTERNS

\*A darning pattern is really a running stitch which creates a geometric design. The possibilities of developing a design pattern are endless, only limited by your own imagination. \*These running stitiches break to utilize the the canvas as part of the design element. The darning stitches lie in the holes between the threads of the canvas. These types of patterns do not form a strong surface, so use it with care, \*use on wallhangings or things which will not recieve wear. Use many types of threads for this type of Stitch: wool, cotton, silk, linen. For those of you who wish to do so, try this type of stitch on any even-weave fabric: hardanger, aida cloth, demo cloth. The darning stitches can be done as a surface or a canvas stitch. Try it!

\*These are characteristics of darning stitches.



These 7 rows are repeated in order to fill a larger area.

