

# Imagination Textiles - Albert Cote

**NTGM hosted Albert Cote**

**Lecture Feb 9, 2021 - An Artist's Journey - from There to Here**

**Afternoon Seminar Day - Mary Bajcz**



This past February, via ZOOM, we were

transported to Niagara Falls, Ontario and from there to the wonderful, wacky, imaginative, rule-busting world of Al Cote.

First Al talked about combining a very successful visual arts career and a hair salon for 36 years. Then his wife Debbie and he opened a Quilt Store in Niagara Falls. He got "hooked" on fabric and combining his visual arts with his quilting arts. Next came a series of very creative and innovative classes and soon he was traveling all across Ontario and the U.S. with trunk shows and workshops.

Recently he and Debbie have had pieces accepted representing Canada's 150th Birthday. Along with 23 other Canadian artists their pieces travelled to several Canadian Embassy's.

Since closing their store, Debbie and Al teach privately in their home studios. Al hosts a Fibre Art Retreat twice a year, in the spring and fall. *Many of us want to join him as soon as we can.*


**Al shared his world with us...**



**his love of birds**



**his abstracts,**



**handwork and**



**self portraits**






## Afternoon Seminar Day - Mary Bajcz

After a break, we were invited into NTGM

member Mary Bajcz's studio. Mary is an enthusiastic student of Al Cote's and we got to share her adventures with him.

*The first 8 images are pieces I made when I was with Al and the remaining 5 are things I made last year...*



and the last shot is from my studio.  
MB





## An Artist's Journey - Bonus Afternoon Rug Demo

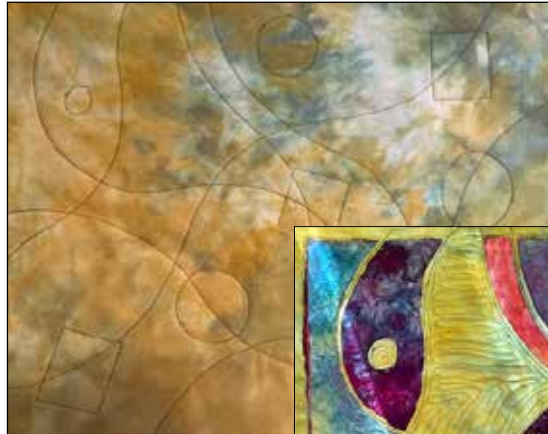
### Al with his student's works



As Mary Bajcz was finishing her presentation, Al threw in a bonus demonstration on how to make his layered rugs. **He insists that they are rugs and are meant to be walked on!**

See more of Al's world on [imaginationtextile.com](http://imaginationtextile.com)

### Barb Gittleman



A few of our NTGM members have already made one of Al's rugs. And they look great.

*I completed Al's rug project except mine is a wall hanging. 21" x 24". I used 5 hand dyed fabrics. Quick and fun project. BG*



### Linda Poterak



*I chose 7 fabrics along with the batting and backing, it measures 18" x 18".*

*I'm glad this project made it to the top of my list. It was fun and held my interest. LP*

