

# THE NEEDLEWORK & TEXTILE GUILD OF MICHIGAN



VOLUME 12, ISSUE 7

MARCH 2023

## MISSION STATEMENT

The purpose of the Guild shall be to foster the art of needlework and textile arts, encourage high standards of design and technique, and bring together members who will learn, share, teach, and participate, to the fullest extent, in this endeavor. This shall be considered the Mission of the Guild.

## FROM THE PRESIDENT

March is here with brave little daffodil shoots appearing in my garden and Canadian geese scoping out my yard for a nice spot to make this year's nest. I like to get outside every day or so to look for evidence of which perennials have survived the winter and then browse the spring nursery catalogs to see what colorful plant or bush I can add to my garden this year.

The next best thing is seeing the projects that members of our Guild have been creating. The Show & Tell presentation during the business portion of our March 14<sup>th</sup> Zoom meeting will give us all a chance to see what we've been up to – thanks to Susan Schwandt's PowerPoint. Kim Thittichai will then offer even more "eye candy" with her

lecture on "Textile Travels" and a discussion of how the things she sees inspire her stitching and art. Followed, of course, by her workshop on creating interesting texture to use in your design projects.

Remember that April 11<sup>th</sup> is our first in-person meeting of 2023 and the Community Service Day for Soul Studio. There is much more information about that in Judy Loyd's article on page 10 to help you prepare to come and be creative for a good cause. And the full day's workshop on April 12<sup>th</sup> by Janet Wisner will bring copper and silver together with fabric and paper to make a one-of-kind journal.

There's lots to do! Hop to it!

*Carol Gardner Buszek*



## INSIDE THIS ISSUE

<b>22-23 Fiber Challenges</b>	<b>3 - 4</b>
<b>Member Information</b>	<b>5 - 7</b>
<b>Calendar</b>	<b>8</b>
<b>2023 Programs</b>	<b>9 - 21</b>



## ***Membership News***

We are currently at 75 members. If you know of anyone who may be interested in joining, please share our membership form with them. A link to the membership form is below. The membership fee for new members joining in March is \$15. Please mail the membership form and a check to our treasurer at:

NTGM

—  
—

Thank you.

Suzanne Johnson

[joinNTGM@gmail.com](mailto:joinNTGM@gmail.com)

## **Membership Form**

### **LOCATION**

St. Stephen's Episcopal Church

[5500 N. Adams Road](#)

Troy, MI 48098

Our direct entrance is toward the rear of the church, a slightly longer walk but there are no steps.

### **IN-PERSON MEETING TIMES**

Flea Market, Library, and Social time begins about **9:30**

Business Meeting starts at **10:00**

Program immediately follows the Business Meeting

Workshop Hours on Tuesday from **12:45 to 3:45**

Workshop Hours on Wednesday from **9:30 to 3:30**

### **NEWSLETTER SUBMISSIONS**

[SHARONMCK.NTGM@GMAIL.COM](mailto:SHARONMCK.NTGM@GMAIL.COM)

**MORE INFORMATION** [ntgm.org](http://ntgm.org)

# MARCH



**We are looking for any creation other than the usual square object.**  
Think 3D. Think in a circle. Knit, purl, crochet. Sew a garment, make a hat. All the wonderful jewelry our members make. Get out your soldering iron, glue pots and all that fun stuff.

Lots of possibilities.

Photos and story due to Judy:  
March 26



**NTGM**  
**WINTER 2023**  
**FIBER**  
**CHALLENGE**

**FROM: JEANNE SARNA, JANUARY 2021**

**APRIL 2023**

**FRIENDSHIP**  
*Friendship*



**Friendship is a wildly underrated medication.** A friend is someone who understands our past, believes in our future, and accepts us just the way we are. They make us laugh louder, smile brighter, and live better.

We chose this theme to go along with our April NTGM Community Day.

We will be supporting **Soul Studio**, which is part of **Friendship Circle of Michigan**. NTGM is excited about this opportunity and is currently working with their leadership, staff and volunteers.

The Goal is to produce a variety of one-of-a-kind unique items that incorporate the creative output of the Soul artists.

**Photos and story due to Judy: April 23**

**You don't use shades of yellow when you are in doubt. It's a deliberate choice. A bold statement. It always takes over and is LOUD.**

An ode to the busy bee in all of us!

**Photos and story due to Judy: May 28**

**MAY 2023**

**YELLOW**



**IT'S 2023, LET'S GET TOGETHER  
EITHER OR BOTH MARCH SATURDAYS**



**2ND  
SATURDAY  
OF EVERY  
MONTH**

Next gathering  
is March 11th

Next gathering  
is March 25th

**4TH  
SATURDAY  
OF EVERY  
MONTH**



Only one more month of inspiring Zoom meetings and workshops. But want to spend a few fun, real hours with your FiberArt Buddies? Like some FREE advise? Need inspiration or just want to try a new idea? Join us on the 2nd and 4th Saturdays at the American House in Troy. We gather in a **free meeting space in the event room on the 2nd floor**. As you walk in to the entrance, our room is at the top of the stairs to the left. There is an elevator behind the stairs and down the hall to the right. The room is set up for groups like us and is fairly large. We always leave the room clean and tidy.

**No advance registration! No fees!  
Just join us when you can!**

**WHEN: the 2nd and/or 4th Saturday of every month**  
10:00 AM – 2:00 PM. Bring your lunch if you like.  
Come when you can and stay as long as you like.

**WHERE: American House Troy**  
**2300 Grand Haven Drive, Troy**



February 11th... Darcy Lewis and Judy Loyd finished sewing our 50th Celebration banners. Susan McCarty was working out how to making stamps and Jan & her friend helped out.

## CAN YOU HELP?

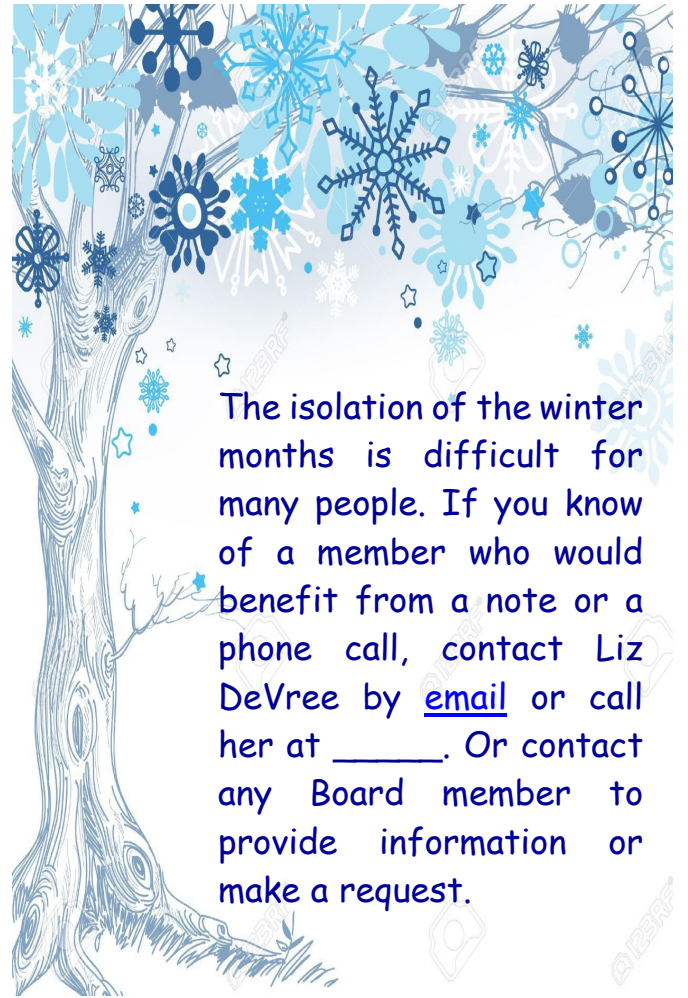
Barb Gash has assumed the responsibility of contacting and inviting past NTGM Board members to the June luncheon celebration. She already has some contact information for several women who were active during the first 40 years and are still in the area. We are especially looking for past presidents Judy Kottler and Sue Barrett. If you know of these former members, or anyone else who should be included, please send their contact information to Barb at [compusew@aol.com](mailto:compusew@aol.com).

## EXCURSIONS...

### A Road Trip Mini-Group

Another 'bye-month' as we look forward to Spring. Of course, if something spectacular that can't be missed comes across my radar, we will re-group and hit the road! In the meantime, get ready to put on your traveling shoes again soon. ~ Kathy

Fasten your seat belts.  
We're going on a road trip!




The isolation of the winter months is difficult for many people. If you know of a member who would benefit from a note or a phone call, contact Liz DeVree by [email](#) or call her at \_\_\_\_\_. Or contact any Board member to provide information or make a request.



## LINKS .....

- [ZOOM Protocol](#)
- [ZOOM Etiquette 2](#)
- [FB Group Page Protocol](#)
- [Library Policies](#)
- [Workshop Policies](#)
- [Workshop Assistant Policies](#)
- [Photo Tips](#)
- [Membership Form](#)
- [Google Group Tips](#)

## SPECIAL INTEREST GROUPS



### ARTFUL QUILTERS

a contemporary art quilting group

WHEN: the third Tuesday of the month  
September to June  
1:00 to 3:00pm

Contact: [Barbara Gittleman](#)



### KNITWITS

The KnitWits gather for a lovely day of knitting on the first Monday of the month, 10:00am-2:00pm. Bring your own lunch and our hostess will provide beverages and dessert.

Contact: [Kathy Shuller](#)

### BEADERS

Beaders of all skill levels meet on the first Tuesday of the month, 10:00a-2:00p. You will have the opportunity to work on the design or technique of your choice, with the assistance of a teacher to guide you through the process.

Contact: [Sharon McKenna](#)

### SURFACE DESIGNERS


Surface designers continue to look for ways to use our fabrics and gelli prints. The challenge for March 23rd is to build a structure such as a bowl, vase or polyhedron with heavy iron-on timtax, other stabilizers, or craft fun foam. We will also share what we learn from Kim Thittichai 's workshop to pick areas we might pursue.

The Zoom link is sent by email the week before the meeting. You can catch us on the recording if you can't make the meeting, then let us know what you are doing. To get the details about our fiber adventures and to receive the links to the meeting recordings, join the surface design google group by sending a request to [Sharon](#). To see the You Tube recording even if you are not on our list, or for more information or project help, contact [Susan McCarty](#).

[More information](#)

*Boredom always precedes a  
period of great creativity.*

*~ Robert M. Pirsig*



# NTGM 2023 CALENDAR

Updated as of 02/27/2023. Subject to change.

**Tues, March 14, 2023** - 10:00 am

**Artist:** Kim Thittichai

**Zoom Lecture:** Textile Travels

**Tues, March 14, 2023** - 1:00 pm

**Wed, March 15, 2023** - 10:00 am

**Mon, March 27, 2023** - 10:00 am (Show & Tell)

**Zoom Workshop:** Raising the Surface for Stitch

**Wed, March 22, 2023** - 10:00 am

at Soul Studio in West Bloomfield

**Prep Day for Community Service Day**

**Tues, April 11, 2023** - 10:00 am ON-SITE

**Community Service Day & Soul Studio**

**Wed, April 12, 2023** - 10:00 am ON-SITE

**Artist:** Janet Wisner

**Workshop:** Ephemera Journal with Embellished Copper Cover

**Mon, April 17, 2023** - 10:00 am ZOOM

**NTGM Board Meeting**

**Wed, May 9, 2023** - 10:00 am ON-SITE

**Artist:** Anne Flora

**Lecture:** A Fiber Artist's Journey

**Tues, May 9, 2023** - 1:00 pm

**& Wed, May 10, 2023** - 10:00 am

**Workshop:** Nuno Felted Wall Hanging

**Tues, June 13, 2023** - 10:00 am ON-SITE

**50th Anniversary Luncheon/Creativity Show**

Contact Judy Loyd if you would like to lend a hand to this much-anticipated celebration of 5 decades of NTGM FiberArt!

**We will need help setting up**

**Monday, June 12. And before, during and after the event Tuesday, June 13.**

- **ON-SITE MEETINGS NOTED IN BLACK**
- **ON-SITE WORKSHOPS NOTED IN BLUE**  
Pre-registration required for all In-person workshops and Zoom workshops
- **ZOOM MEETINGS & WORKSHOPS IN RED**
- **BOARD MEETINGS, ROAD TRIPS, ETC IN GREEN**

**Knitwits meet the 1st Monday**  
**Beaders meet the 1st Tuesday**  
**Artful Quilters meet the 3rd Tuesday**  
**Surface Designers meet the 4th Thursday**  
**Sew Along Saturday meets 2nd Saturday**  
**FiberArt Saturday meets 4th Saturday**  
**CHECK FIRST, CHANGES HAPPEN**





# March 2023



March 14 via Zoom

## KIM THITTICHAJ

### “Textile Travels”

Originally from Brighton, England, Kim Thittichai is an international textile artist, tutor, and author who now resides in County Clare, Ireland. Fascinated by the seemingly endless variety of textures and colours to be found in textiles, she took up the challenge of experimenting with heat, dyes, glues, and stitch to create new textured surfaces and 3-dimensional forms. Kim has worked all over the globe teaching her original and fascinating textile art techniques, and she will share memories of her travels around Australia, New Zealand, and India, discussing the design inspiration provided by the abundance of colours, shapes, and forms seen in everything from architecture to food.

<https://www.kimthittichai.com>



# March 2023

Tuesday, March 14 1:00p – 4:00p via Zoom  
Wednesday, March 15 10:00a – 1:00p via Zoom  
Monday, March 27 10:00a – 12:00p (Show & Tell)

## KIM THITTICHAJ

### Workshop

#### “Raising the Surface for Stitch”

Enjoy learning about how to work with painted Bondaweb/Wonder Under along with other ways to create texture. Tyvek is a fabulous product for creating interesting textures but needs to be blended into your work by using toning colours and incorporating stitch. Students will develop some great raised surfaces to stitch over and across, as you work on layering up samples during the workshop. You will be able to stitch and develop more samples in the two weeks up to the Show and Tell.



# April 2023

April 11

## COMMUNITY SERVICE DAY

This year we volunteered our "service" to **Soul Studio**, which is part of **Friendship Circle of Michigan**. The Goal is to produce sell-able items that highlight the creative output of the Soul artists. The money from those sales will go to fund the programs at Soul Studio.

**NOV 16, 2022 - NTGM took a road trip to Soul Studio.** Everyone was very interested and **"INSPIRED"**. Rick Ware took a video of us visiting with the artists and of the luncheon presentation. We will let you know where this can be viewed.

**NOW UNTIL APRIL - the Soul artists are "painting" on fabric.. exploring different techniques. There's a big bin with NTGM's name on it!**

If you are interested in working with the Soul artists, for this stage of the project, please contact Judy Loyd. Timing is very flexible. Below are some of FiberArt pieces that the Soul artists have created so far.



**MARCH 22, 2023 - Prep Day at Soul** will find a group of us coordinating materials, cutting-out totes and putting together "kits" for those who want to start sewing at the church in April. Let Judy Loyd know if you would like to join us.

**APRIL 11, 2023 - Community Service Day at NTGM** will have our members sewing the Soul hand-painted pieces (small weavings, felted pieces, Spoonflower printed fabric, etc.) into sell-able items. We will have the "kits" PLUS lots of extra FiberArt for unique, one-of-a-kind pieces. We are planning totes of various sizes and hanger bags; maybe some one-size-fits-all jackets. We are open to other ideas too.

### NEED NOW

Thanks everyone for all the "paintable" white & cream fabrics that you have donated.

We still need some solid heavy cottons in bright primary colors to use in sewing the bags together.

*Please join us in April.*

[Soul Studio](#)

# April 2023

April 12

## JANET WISNER

### Workshop

#### “Ephemera Journal with Embellished Copper Cover”

Make a copper and silver covered artist journal. We will create a solder stamping to decorate the copper cover. Participants will learn various metalsmithing techniques, creating a solder stamping and exploring other ways to decorate the copper cover. A discussion of the variety of alternative bindings that can be used to make each journal unique, and various closures will be demonstrated. Fabrics, papers, and ephemera will be added to make signatures (a grouping of sheets folded in half) that will be sewn in. Each journal will be one of a kind.



Janet Wisner is a local metalsmith teacher and maker who likes to create things and make something from nothing. Over her lifetime she has worked in all media, including, painting, drawing, printing, polymer, fibers, paper, clay, glass, and metals, which have been her main focus for 25 years.

[Supply List and Registration Form](#)

Seats Available: **Wait List**

# May 2023

May 9


## ANNE FLORA

### “A Fiber Artist’s Journey”

Anne Flora is a lifelong artist who has studied modern dance, choreography, and costuming in addition to her extensive educational background in the fine arts. She moved to New York City for a further study printmaking and worked as an independent printmaker while she pursued a degree in culinary arts. Abandoning printmaking after 16 years because the medium no longer appealed to her, Anne moved to Wales where she operated a Bed and Breakfast for several years and would not be involved with any artform for 10 years.

Moving to Michigan and beginning a challenging new career, Anne began to feel the need to create after the long hiatus. In 2000, she began to explore felt making and by 2001, after taking a workshop with Chad Alice Hagen, she fell in love with the medium. Fascinated with the crossover in mediums, her experimentation with a myriad of fibers and other materials continues. Anne’s process emphasizes discipline, emotions, the vitality and movement in her compositions, the richness of textures, and the bold and vibrant colors that she uses, and her work embodies her rich life experiences along with her lifelong studies in the visual and tactile arts.

<https://www.floraworks.org>



# May 2023

May 9 12:45p – 3:45p

May 10 9:30a – 3:30p

## ANNE FLORA


### Workshop

#### “Nuno Felted Wall Hanging”

Starting with a base of white pre-felted Merino wool, participants will create a design by layering various materials that could include Merino fiber, wool yarn, thinner fabrics, and pre-felt scraps, etc. The piece is then saturated with a warm soap solution, massaged to form an artful Nuno hanging, rinsed in cold water, and then blocked to shape.

The first day of the workshop, we will be designing and wet felting the hanging. The participants will rinse the piece and take it home to block it. The second day of the workshop will be devoted to embellishing the hangings and a discussion of how to display the finished work.

Participants should search their stash(es) for design elements that complement their felted piece, such as embroidery cotton, ribbon, yarn, beads, pieces of old jewelry, found objects, etc.



[Supply List and Registration Form](#)

Seats Available: 4

June 13, 2023

Getting  
Closer to  
the Big  
Day



Join us celebrating 5 decades of NTGM's  
journey in the FiberArts with  
a Luncheon, Fashion Show and Show & Tell...  
and a few special surprises

Embracing ALL the different FiberArts from the 1970's to today.  
Contact Judy ([judyloyd@me.com](mailto:judyloyd@me.com)) if you can help in with this epic event.  
We will need help setting-up, during the event and then cleaning-up.

**Doors open 9:00 AM and the Celebration starts at 10:00 AM.**

**Here's our great planning team:**

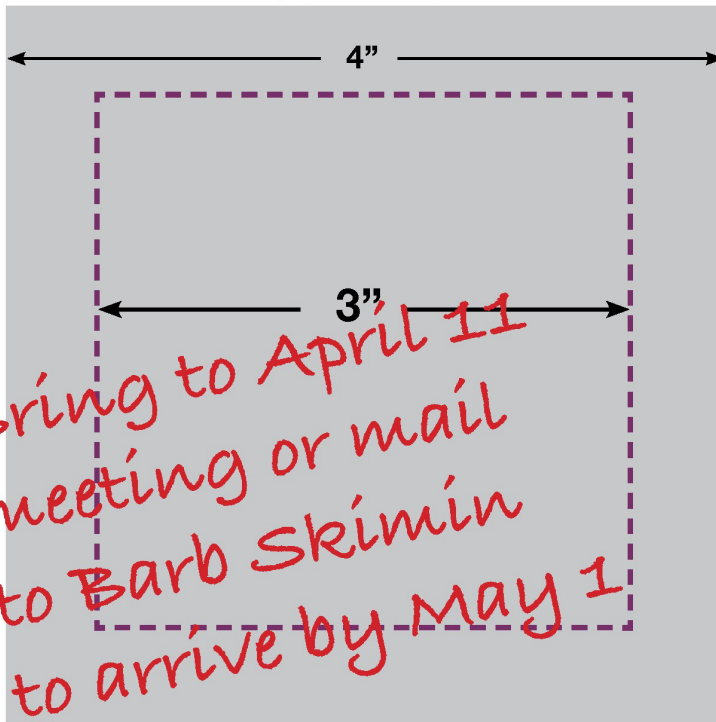
- 50th Quilt (Barb Skimin and Sharon McKenna)
- Room Banners (Rick & Marie Ware and Darcy Lewis)
- Reservations (Barb Skimin)
- Luncheon Food (Barb Gittleman) and Table Settings (Judy Loyd)
- Fashion Shows: Vintage (Terrie Voigt) and 2022/23 (Kathy Schuller & Darcy Lewis)
- Special Guests (Barb Gash)
- Doorprizes (Barb Gittleman and Sharon Waligora)
- Show & Tell (Rick & Marie Ware)

# NTGM 50th ANNIVERSARY QUILT

Barb Skimin & Sharon McKenna

**Hopefully you have been working on your square for our special 50th quilt.**

It can be in any medium... quilting, dying, surface design, knitting, crochet, beading, embroidery, paintstiks, kumihimo... what ever! Or mix them together.



**Each entry must be on a 4" square of fabric.**

**The live area is 3" centered.**

Your art work can extend beyond the 3" but it will be cropped off. Avoid any beads or heavy material on the edges where the pieces will be sewn together.

The piece you submit needs to be a fabric (or mounted on a fabric) that can reasonably be sewn on a sewing machine. **It should be a 4" square that will result in a 3" finished square plus 1/2" seam allowances.**

Three dimensional elements are welcome, provided they stay 1/4" inside of the 3" seam line, so that they will not be harmed during quilt assembly.

**TIMELINE:** If you have not already sent in your square(s), here's what to do:

- 1 - Bring to April 11th live meeting.
- 2 - Please attach a note to your square with your name and the technique used, so that we may credit you on the quilt label.
- 3 - You can also mail to:  
Barb Skimin

• **Mail-in deadline is May 1st.** Please mail so that they will arrive by that date.  
• Also email Barb to let her know they are coming: [barbara.skimin@gmail.com](mailto:barbara.skimin@gmail.com)

**4** - Then send photo(s) and story to Judy for the February Fiber Challenge:


<mailto:judyloyd@me.com>

Barb Skimin (*Go Barb!*) will be putting it together for the Guild. Finished size is about 28" x 35".





# QUILT SQUARES ~ received so far




**Barb Gash** - "Garden View" - small scale print with hand embroidery



**Barb Gittleman** - paper piecing mini quilt



**Judy Loyd** - kumihimo




**Judy Loyd** - Paintstiks and beading




**Susan McCarty** - painted air dry clay on cardboard




**Susan McCarty** - painted interfacing, air dry clay gold painted ornament



**Claudia Scroggins** - Sashiko



**Claudia Scroggins** - wonky patchwork from a NTGM workshop



**Barb Skimin** - mini paper piecing using silk fabric

**INSPIRED? Great! We need your squares!**


# MORE QUILT SQUARES




Mary Bajcz - patchwork



Mary Bajcz - patchwork



Mary Bajcz - patchwork




Jeanne Sarna - knit with crochet accents



Jeanne Sarna - pin weaving on the bias; hand dyed 100% wool yarn



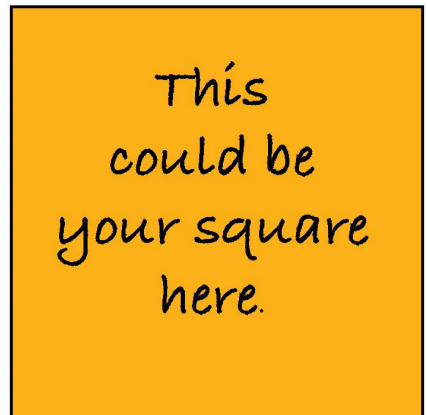
Sharon McKenna - beading



Rick Ware - collage



Margaret Kluka - crazy quilting



Your name - technique

The goal is 82 squares; at least 1 per member.

# CATERED LUNCHEON

Barb Gittleman, Barb Skimin & Judy Loyd



This year our June 13th luncheon will be catered by Nino Salvaggios.

**Member cost is \$15.**

*You must send in your RSVP and \$15 check by June 1st to:*

- **No reservation without RSVP and \$15.**
- Barb will also be collecting, in person, at our April & May meetings
- Your check and RSVP must be received by June 1st to hold your seat at the luncheon
- You can cancel and get full refund up to June 1st
- No guests this year as our seating is maxed out
- There will be vegan and gluten-free options
- **Doors open at 9:00 AM**
- **Celebration starts at 10:00 AM**

**Sorry, no admittance on Tuesday, June 13 without prior RSVP and pre-paid \$15.**

NTGM 50<sup>th</sup> CELEBRATION

RSVP & \$15

NAME \_\_\_\_\_ *sample* \_\_\_\_\_

CHECK NO. \_\_\_\_\_ CASH \_\_\_\_\_

Yes, I will be there       No, Unfortunately

There will be vegan and gluten-free options.

MAIL WITH CHECK TO: Barb Skimin

4073 Summerfield Drive, Troy MI 48085

# Showing off our FiberArts

We very much welcome your participation. It's time to dig into your stashes and closets and find all those treasures you've been saving... just for this!

## Vintage Fashion Show


Terrie Voigt

Here's the perfect time to drag out those treasures from the past PLUS show off what you have created this past year.

The Fashion Show will be in two parts... Vintage and 2022/23.

For the Vintage Show, please let us know if you need someone to model for you.

And... if you are interested in being one of the models, please contact Terrie.



**NTGM 50th - Vintage Fashion Show**  
 For the Vintage Fashion Show, mail, email, or message information about your garments and accessories to Terrie Voigt, [terrievoigt@gmail.com](mailto:terrievoigt@gmail.com), 21620 Cedar Grove, New Hope, PA 19388 or text @ 482 723-0229 no later than June 1st.

Your Name: \_\_\_\_\_  
 Description & Decade: \_\_\_\_\_

Do you need someone to model for you? \_\_\_\_\_

What is the size of the garment?  
 How was it Made: \_\_\_\_\_

**NTGM 50th - made in 2022/23**  
 For the 2022/23 show, mail, email, or message information about your garments and accessories to Darcy Lewis, [darcy@ntgm.org](mailto:darcy@ntgm.org), 14211 Mayfield Run, Shady Side, PA or text 723-0229 no later than June 1st.

Your Name: \_\_\_\_\_  
 Description & Decade: \_\_\_\_\_

How was it Made: \_\_\_\_\_

Where was it Made: \_\_\_\_\_

Other interesting info: \_\_\_\_\_

Other interesting information: \_\_\_\_\_

Links to forms are below. They must be sent to Terrie or Darcy in advance, by June 1st.

## 2022/23 Fashion Show

Kathy Schuller & Darcy Lewis

After lunch, we will have our traditional viewing of our FiberArt creations from the past year. These are NOT limited to those made in a Guild workshop.

[Fashion Show Forms](#)

## Vintage Show & Tell

Rick & Marie Ware



S&T, in the Choir Room, will also be divided between Vintage pieces and those created in 2022/23.

Who still has their Granny Squares and Macrame beauties?

It will be fun to see the last 5 decades of FiberArt through the eyes, and fingers, of our members.

**NTGM 50th Celebration - vintage 19...**  
**Show & Tell** not limited to workshops. Tables will be available in the Choir Room for displaying items. Bring your own "display" equipment. Please fill out this form and place next to each older treasure you are showing.

Your Name: \_\_\_\_\_  
 Title of Piece: \_\_\_\_\_  
 Name of Workshop: \_\_\_\_\_  
 Teacher & Date: \_\_\_\_\_  
 Comments or explanation: \_\_\_\_\_

**NTGM 50th Celebration - made in 2022/23**  
**Show & Tell** items from workshops. Tables will be available in the Choir Room for displaying items. Bring your own "display" equipment. Please fill out this form and place next to each item you want to display.

Your Name: \_\_\_\_\_  
 Title of Piece: \_\_\_\_\_  
 Name of Workshop: \_\_\_\_\_  
 Teacher & Date: \_\_\_\_\_  
 Comments or explanation: \_\_\_\_\_

Links to forms are below. Please place next to the items you are displaying.

## 2022/23 Show & Tell

Rick & Marie Ware

PLUS, bring in the best of what you have created this past year. It always to amazing to see the scope of our member's talents.




[Show & Tell Forms](#)

# More special parts to our 50th

Your 50th Celebration team has all kinds of special treats that we are planning.  
Please send in your RSVP/\$15 and **SAVE THE DATE!**

## Door Prizes

Barb Gittleman & Sharon Waligora



**Yazzii**, supporter of the Global Quilt Connection, has graciously donated 3 of their sewing organizers.

## Vendor Donated

We are hoping to collect more **Door Prizes**. Barb G is going to check with various local FiberArt stores and see what she can collect. If you know of a favorite source, who might be willing, please connect with Barb.

## Member Donated...

**Door Prizes would also be much appreciated...** a small piece of your FiberArt, something special from your stash that you no longer need, anything FiberArts related. Please contact Sharon W.

## Special Guests Only

Barb Gash

Barb is searching for Past Presidents and Board Members to hopefully join us.

Other than these Special Guests, we will unfortunately not be able to accomodate extra guests.

## Luncheon Bonus

Judy Loyd



It could be fun to have a few oldies but goodies ... like Jell-O salads and pigs-in-a-blanket.

Let Judy know if you are game to make and bring something.

## Room Banners

Rick & Marie Ware and Darcy Lewis



In a rainbow of colors, our panels are almost done and ready to hang.

Thanks to everyone who has helped create these.