

# THE NEEDLEWORK & TEXTILE GUILD OF MICHIGAN



VOLUME 14, ISSUE 10

JUNE 2025

## MISSION STATEMENT

The purpose of the Guild shall be to foster the art of needlework and textile arts, encourage high standards of design and technique, and bring together members who will learn, share, teach, and participate, to the fullest extent, in this endeavor. This shall be considered the Mission of the Guild.

## FROM THE PRESIDENT

Welcome to June and our Annual Luncheon and Creativity Show. Members are asked to bring an item for the potluck (see page 3) but there is no charge to attend. If you have a friend who might be interested in joining our Guild, this is a great opportunity to bring her (or him) as a guest and see Show & Tell from this year's Workshops, as well as pieces members have created on their own or as challenges from other groups and/or contests.

There will be games, a slide show of members' work, and a chance to make a selection from the library books that have been removed from circulation this year. However, the **BEST** part of the day is the opportunity to sign-up for the 2025-26 Workshops. Descriptions are in this newsletter, and there will be class samples at the luncheon to help you decide and select your kit for some of the workshops. Bring your checkbook (or cash) to secure your spot as we expect some of the choices to be quite popular.

You can pay your 25-26 dues at the luncheon meeting as well. You must be a member in good standing to register for workshops.

I want to thank all of you who actually read my monthly note – whether from the newsletter you get in your email, or the one posted on the website. And thanks especially to all of you who read the entire newsletter. Many people contribute to the information you see here, including the Program Committee, Membership, Hospitality, and more. Sharon McKenna is our Newsletter editor, and it is her ability to organize and arrange things (including the Table of Contents on page 2), that makes it possible for members to have one place to find all the information they might need every month!

Hope to see you all on June 10<sup>th</sup> for the LUNCHEON!!

*~ Carol Gardner Buszek*



## INSIDE THIS ISSUE

<b>Celebration Luncheon</b>	<b>3</b>
<b>Member News</b>	<b>4 - 8</b>
<b>2025 -26 Calendar</b>	<b>9</b>
<b>2025 -26 Programs</b>	<b>10 – 26</b>



[NTGM Policy LINKS](#)

[www.NTGM.org](http://www.NTGM.org)



## MEMBERSHIP NEWS

It's membership renewal time again! Remember that dues must be paid before you can sign-up for workshops. The membership fee for 2025-26 is \$50. Bring your check to the June meeting or send the form and a check to:

NTGM

—  
—

Please share the membership form with anyone you know who might be interested in joining.

[NTGM membership form](#)

Do you know someone  
who would benefit  
from a personal note?

Contact [Marge Kluka](#)



# June 2025

June 10



Daffodils and hyacinths are blooming, and warmer weather – and our June Creativity Luncheon - are getting closer! And we are getting closer to finalizing plans for the luncheon.

- Sign-up sheets for volunteers and for the potluck were passed at the April and May meetings. If you were unable to attend either meeting but still plan to come to the luncheon, contact [Marge](#) asap if you still plan to come to the luncheon to let her know what dish you will be bringing.
- The Creativity Show / Show & Tell Forms were distributed in April and May. There is only one form for participation in either event. Completed forms are to be mailed to Kathy Shuller. Additional forms can be printed [here](#).
- Please include a list of ingredients in the food item you are bringing so that members with food sensitivities can be careful.
- Because we know that all the food will be yummy, it would be great if you would bring a copy of the recipe or email it to [Marge](#). We would like to compile the recipes to share.



If you have any questions, or are not able to sign-up in person, contact [Marge](#) or [Meg](#).



Your Program Co-Chairs are looking forward to seeing everyone at the luncheon! We have a surprise challenge gift to take, make, and return in September for fun and prizes.

## **NOTES** from the **PROGRAM COMMITTEE**

The program lineup for next year is set and registration will begin in June for members who have paid their 25-26 membership dues of \$50.

### **To sign up for workshops at the June luncheon:**

- You may pay by cash or check with a separate check for each workshop.
- Postdate each check with the date of the workshop.
- Write the name of the workshop in the memo line.
- If a workshop is filled, you may pay and add your name to the waitlist. We have found that cancellations often occur and those on the waitlist are able to take the workshop.

### **To sign up for workshops by mail:**

- Complete the workshop registration form found on each workshop page (click on "Registration Form").
- Write a separate check for each workshop.
- Postdate each check with the date of the workshop.
- Write the name of the workshop in the memo line.
- Mail registrations to the Program Registrar (the address is on the registration form).
- If the workshop is filled, your name will be added to the waitlist. Often those on the waitlist are able to take the workshop.

Mail-in registrations will be processed in the order they are received, but they will not be processed until after the June luncheon.

Complete Workshop Policies can be found by following the link on page 2.

Sheryl Hogan and Kyle Huber

# NEWS FROM MEMBERS



**FROM:  
MEENA  
SCHALDENBRAND**

## **CELEBRATING MY DAUGHTER AMY'S NEW CONDO**

She chose four of her late father's cherished ties for her quilt. She found a pattern entitled **SHATTERED** that aptly captures the profound and lasting effects of our loss.

The second tie from the left, a navy and gold tie, was his most favorite tie that I had made for him.

The 1.25 inch finished triangles are paper pieced, 29"w x 41" h.

It appeared in the South African digital magazine, *Upcycled Cloth Collective*, in December 2024.





# Save the Dates



**Saturday & Sunday  
September 27 & 28, 2025  
3:00pm – 6:00pm**



Life beats down and  
crushes the soul  
and art reminds you  
that you have one.

~ Stella Adler



**Help spread the word about  
what a terrific guild we have.**

Business cards, with QR codes  
linking to our website, are  
attached for you to print out.

[NTGM Business Cards](#)

Print and distribute the flyer to  
stores that you frequent.

[NTGM Publicity Flyer](#)



We have  
found that  
“word-of-  
mouth” is  
the best  
publicity  
that we have.

So share  
your favorite  
lectures,  
workshops  
and other  
activities  
that NTGM  
has to offer.



## ARTFUL QUILTERS

a contemporary art quilting group

WHEN: the third Tuesday of the month  
September to June  
1:00 to 3:00pm

Contact: [Barbara Gittleman](#)

## KNITWITS

WHEN: the first Monday of the month  
10:00a - 2:00p

Bring your own lunch and our host will provide beverages and dessert.

Contact: [Kathy Shuller](#)

## BEADERS

WHEN: the first Tuesday of the month  
10:00a - 2:00p

Bring your own lunch and our host will provide beverages and dessert.

Contact: [Sharon McKenna](#)

## SURFACE DESIGNERS

Surface Designers meetings are on hold until further notice. If a Zoom meeting is scheduled, you will receive notification through the Google Group.

~ Susan and Mary Kaye

## LIBRARY NEWS



Our June luncheon will be the last meeting before we break to enjoy those lazy, hazy crazy days of summer! It's a great time to find a book that will inspire your creative juices – even if you don't feel motivated to create right now.

In addition to our circulating library carts, the non-circulating books will be brought out to the social hall and placed near the couches. Please take a look through the books and find ones that may be of interest for you or someone you know. Students are out for the summer, and it may be a good time to introduce them to a new topic that might spark interest for them.

Looking forward to seeing everyone before summer.

Wishing you a relaxing, safe, and enjoyable seasonable break in the months ahead.

~ Linda



Have you ever wondered how those perfect jelly rolls are made. Watch:

[Matt's Jelly Roll Adventure](#)

From Jordan Fabrics









# NTGM 2025-26 NEW SEASON

ON-SITE MEETINGS - doors open at 9:00

**Tues, Sept 9, 2025** - 10:00 am ON-SITE  
**Artist:** Anthony Barta  
**Lecture:** Being a Man in the Quilting World

**Tues, Oct 14, 2025** - 10:00 am ON-SITE  
**Artist:** Kathy Forzley  
**Lecture:** Inspired by Nature:  
 A Feltmaker's Journey

**Tues, Oct 14, 2025** - 12:45 pm ON-SITE  
**Wed, Oct 15, 2025** - 9:30 am  
**Workshop:** Felted Crossbody Bag

**Tues, Nov 11, 2025** - 10:00 am ON-SITE  
**Artist:** Helen Agius-Andreae  
**Lecture:** Fused Glass Fundamentals  
**Tues, Nov 11, 2025** - 12:45 pm ON-SITE  
**Workshop:** Glass Fusion

**Tues, Dec 9, 2025** - 10:00 am ON-SITE  
**Creative Card Making Day**

**Tues, Jan 13, 2026** - 9:30 am ZOOM  
**Artist:** Catherine Redford  
**Zoom Lecture:** Lessons I Learned  
 While Quilting  
**Tues, Jan 13, 2026** - 1:00 pm  
**Zoom Workshop:** Beading for Hand  
 Embroidery

**Tues, Feb 10, 2026** - 9:30 am ZOOM  
**Artist:** Margarita Koriath  
**Zoom Lecture:** The Odd Couple:  
 Paper and Fabric in Quilts

**Tues, Feb 10, 2026** - 12:45 pm ZOOM  
**Wed, Feb 11, 2026** - 9:30 am ZOOM  
**Zoom Workshop:** Whispers of Layers:  
 Paper and Cloth

**Tues, March 10, 2026** - 10:00 am ON-SITE  
**Artist:** Phyllis Cullen  
**Lecture:** Quilting in Paradise  
**Tues, March 10, 2026** - 12:45 pm ON-SITE  
**Wed, March 11, 2026** - 9:30 am  
**Workshop:** Layered Portraits

**Tues, April 14, 2026** - 10:00am ON-SITE  
**Artist:** Michelle Detering  
**Lecture:** More Contemporary Watercolor  
 Adventures  
**Tues, April 14, 2026** - 12:45 pm ON-SITE  
**Wed, April 15, 2026** - 9:30 am  
**Workshop:** Watercolor Revisted and Explored

**Tues, May 12, 2026** - 10:00 am ON-SITE  
**Artist:** Karen Turckes  
**Lecture:** An Overview of Fabric Alteration  
 for Collage  
**Tues, May 12, 2026** - 12:45 pm ON-SITE  
**Wed, May 13, 2026** - 9:30 am  
**Workshop:** Altering Fabric for Collage

**Tues, June 9, 2026** - 11:00 am ON-SITE  
**53rd Annual Creativity Show and Luncheon**

**ON-SITE MEETINGS NOTED IN BLACK**  
**ON-SITE WORKSHOPS NOTED IN BLUE**  
 Pre-registration required for all workshops  
**ZOOM MEETINGS & WORKSHOPS IN RED**

Knitwits meet the 1st Monday  
 Beaders meet the 1st Tuesday  
 Artful Quilters meet the 3rd Tuesday



# September 2025

September 9

## ANTHONY BARTA

### “Being a Man in the Quilting World”

Tony may be a man in the quilting world, but he's not a fish out of water. He has participated in AQS and the Sewing Expo, and he will share the story of his experiences in what is (too) often considered a woman's creative space.



# October 2025

October 14

## KATHY FORZLEY

### “Inspired by Nature: A Feltmaker’s Journey”

Kathy Forzley is a contemporary fiber artist whose work includes wet felting, hand and machine embroidery, landscape art quilts, and other fiber art techniques. Kathy’s passion for artistic design combines rich textures, vibrant colors and found objects inspired by her love of nature and botanical themes. Her work includes wearable art, home accessories, 3-D sculptural work and wall art. Kathy finds working with fiber, especially wet felting, provides a meditative tactile experience and countless possibilities for creative expression. Adding embellishments provides the opportunity to further enhance her work by adding texture and dimension to the felt with stitching.

Kathy’s presentation will explore her journey as a feltmaker, sharing sources for her inspiration, discussing the process of wet felting, and highlighting some of the feltmakers that have influenced her work.

#### WORKSHOP NOTE:

It is important that you register early for this workshop, as material choices must be made by July 1.

Registration will be opened to non-members on Monday, June 16.





# October 2025

Tuesday, October 14 12:45p – 3:45p  
Wednesday, October 15 9:30a – 3:45p

KATHY FORZLEY

## Workshop

### “Felted Crossbody Bag: Surface Design and Dimension Using Prefelts”

Participants will make a felted crossbody bag that incorporates handmade prefelts and nuno prefelts as surface design. It will give participants the experience of creating a 3-D shape using a resist and learning how to make and incorporate prefelts and nuno prefelts in a finished bag.

Participants can choose the color of the body of their bag. Choice of black, blue, grey, burgundy, or mossy green must be made by July 1.



[Color Choices](#)

[Registration Form](#)

[Supply List](#)

Seats Available: 14

# November 2025

November 11

## HELEN AGIUS-ANDREAE


### “Fused Glass Fundamentals”

Helen Agius-Andreae is the co-owner of Fired & Fused in Farmington. She will review the process of creating a fused glass project, share examples of her own works, and talk about the history of Fired & Fused.

Since 2007, Helen has had a love for fused glass. As the previous owner of a paint-your-own pottery and glass fusing studio, she has taught many students how to create their own fused glass creations while inspiring them to pursue their artistic dreams. With her husband and business partner, she participates in local juried fine art shows, teaches at several area art centers, and leads on-site corporate team-building events.



<https://firedandfused.com>



# November 2025

Tuesday, November 11 12:45p – 3:45p

HELEN AGIUS-ANDREAE

## Workshop

### “Glass Fusion”

Design your own fused glass piece in the shape of a votive holder, a 6” square dish or bowl, or a 4”x8” dish. A variety of colors will be available for the background. There will also be a wide assortment of glass pieces to choose from to develop your own design on the base piece; “strings” of glass, colored “dots” and “buttons”, flat shapes that are named for the pasta they resemble (fettuccine and angel hair), and various sizes of crushed glass to be used as accents.

Participants will learn how to use glass cutters to make smaller colored pieces that can be arranged to create your unique pattern, and how to glue the pieces in place for the trip back to the shop to be Fired and Fused! Finished pieces can be picked up at the December meeting.

\*\*\* For an extra \$20, you can make an 8” square plate, dish, or bowl.



[Registration Form](#)

Seats Available: 30




# December 2025

December 9

## CREATIVE CARD MAKING



- Create handcrafted greeting cards for NTGM, then make some for yourself. Our NTGM corresponding secretary will send these handmade greeting cards to cheer up and support our members!
- Blank cards will be provided.
- Create 3 cards for NTGM, then make some for yourself.
- Feel free to bring any fabric, ribbon, scrapbooking supplies and glue for this project. The more the merrier!



# January 2026

ZOOM Lecture  
January 13

## CATHERINE REDFORD

### “Lessons I Learned While Quilting”

With a trunk show that starts with the first quilt she made 25 years ago, Catherine Redford will take us on an inspiring and informative journey as she shares her philosophy of quilting. Describing her style as “eclectic”, she is best known for originality and innovation in the development of projects that span a broad range of fiberarts.

“Quilting is my outlet of choice. I share my love of quilting as an inspiration to others. I have found that as I pass on the knowledge I have gained on my journey, I learn more tips and techniques that take me still further.”



<https://catherineredford.com>





# January 2026


ZOOM Workshop

Tuesday, January 13 1:00p – 4:00p

## CATHERINE REDFORD

### “Beading for Hand Embroidery”

Add some sparkle and dimension to your work as you learn how to attach beads so they won't fall off! Participants will work on small pre-made postcard-sized quilts and try seed stitch, beaded back stitch, couching, stacks, and fringes. We'll learn the best ways to sew bugle beads and finish with elegant edge techniques including moss stitch, picots, wrapping, and artful arches.



[Registration Form](#)

[Supply List](#)

Seats Available: 20

# February 2026

ZOOM Lecture  
February 10

MARGARITA KORIOOTH

## “The Odd Couple – Paper and Fabric in Quilts”

Paper with fabric? This peculiar blend can generate interesting works of art. In this informative lecture, Margarita Koriioth will share her journey of combining paper and quilting, and offer tips on how to incorporate mixed media into your art. At the end Margarita will do a demo of one of her original techniques.

Margarita Koriioth is a quilt artist, designer, teacher, and lecturer based in Collierville, Tennessee, whose passion is to experiment and discover new ways to convert cloth into art. Her recent work features surface design such as dyeing, stamping, silk screening, and stitching with a focus on lettering on fabric. Margarita’s work has been featured in national and international publications including the Spring 2025 edition of *Quilting Arts Magazine*.

<https://margaritakorioth.com>





# February 2026

## ZOOM Workshop

Tuesday, February 10 12:45p – 3:45p  
Wednesday, February 11 9:30a – 3:30p

MARGARITA KORIOOTH

## Workshop

### “Whispers of Layers: Paper and Cloth”

Participants will create layered mixed-media art by blending Margarita's instant paper-cloth technique with fibers, lettering on sheers and cheesecloth, and recycled papers. Designs will then be brought to life with embroidery stitching and hand-lettered messages that add texture and personal meaning to each piece. Each participant will work on two art pieces.



[Registration Form](#)

[Supply List](#)

Seats Available: 25

# March 2026

March 10

## PHYLLIS CULLEN

### “Quilting in Paradise”

Join Phyllis Cullen on an enchanted journey through her magical Hawaiian island and studio and see many examples of her colorful fabric art side-by-side with the scenery, activity, people, flora, and fauna that inspired each piece.

Phyllis believes “it's all about the color!” and her goal is to recreate the color and light and bring out the story, and the soul, of her subject. Photography, drawing, painting, mixed media, fabric, wool roving, beads, clay... It's all good!

Phyllis is the Hawaii regional rep for SAQA, and she has shown, sold, and taught all over the world. She now gets to live and work on the beautiful Hamakua coast of Hawaii's Big Island, where she enjoys sharing her studio and knowledge with others both in-person and via Zoom.



[www.phylliscullenartstudio.com](http://www.phylliscullenartstudio.com)



# March 2026

Tuesday, March 10      12:45p – 3:45p  
Wednesday, March 11      9:30a – 3:45p

PHYLLIS CULLEN


## Workshop

### “Layered Portraits”

Amaze your friends and family with this layered portrait technique! Participants will learn how to manipulate photos and how to draw contour quilting lines. Phyllis will create a custom pattern for each student based on a photo emailed to her in advance. Participants will create a fused fabric portrait from their own photo - ready for quilting. Very fast workers may get to the quilting in class as well.

As a participant in the class: If you have a selection of photos, you may email them all to Phyllis, she will help you choose, and then you will get a pattern in class.

Anyone who does not send a photo to Phyllis will be able to choose from a selection of her photos (Ben Franklin, Johnny Cash, Einstein, Elvis, or whoever she also feels like printing out at the time). You can also request a photo that you see on the [PORTFOLIO](#) page.



[Registration Form](#)

[Supply List](#)

Seats Available: 20

# April 2026

April 14

## MICHELLE DETERING

### “More Contemporary Watercolor Adventures”

Nature-inspired watercolor and mixed media artist Michelle Detering returns to NTGM to share with us her most recent artistic journey. Although she works in a variety of media including watercolor, photography, mixed media, and collage, watercolor is her primary medium. Her work offers a contemporary take on watercolor that resists the traditional constraints of the medium, emphasizing fluidity and flow and demonstrating a balance between looseness and control. She chooses the best medium to channel the story she is trying to tell about the natural world, hoping that through her art people will be inspired to see the magic and beauty in nature.

[www.michelledeteringart.com](http://www.michelledeteringart.com)



# April 2026

Tuesday, April 14  
Wednesday, April 15

12:45p – 3:45p  
9:30a – 3:30p

MICHELLE DETERING

## Workshop

### “Watercolor Revisited and Explored”

Join Artist Michelle Detering for a second workshop exploring the world of watercolor! The focus will be on beginner and advanced watercolor techniques, exploring the process of combining watercolor with fiber and thread to create unique artworks. Covered in the workshop will be watercolor basics (refresher) and experimentation with watercolor paint, using watercolor and ink on fiber, and stitching on watercolor paper. For a final project in the workshop, students will be assembling watercolor paper, fabric, and thread to create butterfly and botanical art.



[Registration Form](#)

[Supply List](#)

Seats Available: 20



# May 2026

May 12

## KAREN TURCKES

### “An Overview of Fabric Alteration Techniques”

Karen Turckes is a fiber artist and teacher who has worked with textiles all her life. She is a graduate of the Clothing and Textiles program at Michigan State University, as well as Jane Dunnewold's Art Cloth Mastery Program in San Antonio, Texas.

Karen will discuss techniques based on the Japanese concept of Wabi-Sabi – the aesthetics of finding beauty in the imperfection. Her lecture will describe and explain the process of deconstructing, reconstructing, and altering fabrics to use in collage. Techniques include layering fabric fragments, hand-stitching, mark making, abrading, dissolving, and the use of several commercial products.



[www.windberrystudio.com](http://www.windberrystudio.com)

# May 2026

Tuesday, May 12      12:45p – 3:45p  
Wednesday, May 13      9:30a – 3:45p

## KAREN TURCKES

### *Workshop*

#### “Altering Fabric for Collage”

Embrace the Japanese concept of Wabi-Sabi – the aesthetics of finding beauty in the imperfection. Using a variety of fabrics (sheers, textures, solids) and paper, students will deconstruct, reconstruct, and alter pieces in preparation for two 5”x7” canvas collages. Methods used are layering fabric fragments, hand stitching, mark making, abrading, and dissolving. Application of Plaster of Paris, Crackle Paste, Paper Clay, and Encaustic Wax will add a new dimension.



[Registration Form](#)

[Supply List](#)

Seats Available: 20

*June 2026*

June 10



Annual  
CREATIVITY SHOW  
and  
LUNCHEON