

THE NEEDLEWORK & TEXTILE GUILD OF MICHIGAN



VOLUME 13, ISSUE 9

MAY 2024

MISSION STATEMENT

The purpose of the Guild shall be to foster the art of needlework and textile arts, encourage high standards of design and technique, and bring together members who will learn, share, teach, and participate, to the fullest extent, in this endeavor. This shall be considered the Mission of the Guild.

FROM THE PRESIDENT

Who doesn't LOVE a bargain, right? The NTGM Executive Board has decided to make Seminar Day FREE this month as a thank you to our loyal members. So, take that \$10 and put it in an envelope (with your name on it) to reserve your spot for the June luncheon. Give your envelope to Terrie Voigt and see page 9 for details about this catered event.

The Board has also voted to offer two meetings this summer, on the second Tuesday in July and August. This is meant to give members a chance to visit with each other during the summer. I will be asking at the May meeting for a show of hands to determine if there is enough interest among

the members to schedule these two days. There will not be a speaker so everyone one is free to bring a project(s) they are working on for a 9:30am til 3:30pm Sit N' Stitch. If you know you won't be at Seminar Day, please email me if you are interested in joining us in July and/or August. clg@wideopenwest.com

Enjoy the nice weather, dig in your garden, have your first Dairy Queen of the year, and paint your toenails. In short, do something nice for yourself and celebrate Spring in Michigan.

~ Carol Gardner Buszek



INSIDE THIS ISSUE

Member News	3 – 5
Calendar	6
Programs	7 – 8
Celebration Luncheon	9
2024-2025 Programs	14 - 27
50th Special Feature	28



LOCATION

St. Stephen's Episcopal Church
[5500 N. Adams Road](#), Troy, 48098
Our direct entrance is toward the rear of the church.

Newsletter Submissions

sharonmck.ntgm@gmail.com



Do you know of a member who would benefit from a personal note?
Contact Liz DeVree by email
or phone (616) 516-2836



LINKS

- [ZOOM Protocol](#)
- [ZOOM Etiquette 2](#)
- [Social Media Protocol](#)
- [Library Policies](#)
- [Workshop Policies](#)
- [Workshop Assistant Policies](#)
- [Photo Tips](#)
- [Google Group Tips](#)

MEMBERSHIP NEWS

It's membership renewal time again - remember that dues must be paid by the June meeting if you wish to sign-up for workshops. Please share our membership form with anyone you know who might be interested in joining. The membership fee for new members joining in May is \$10. Send the form and a check to:

NTGM
25490 Hereford Drive
Royal Oak, MI 48067

joinNTGM@gmail.com

Thank you.
Cheri Skomra

Perfect Points, Curves, and Y-Seams Workshop

Great
Lakes
Heritage
Quilters


Elevate your quilting at our 6-hour workshop with Rona Herman, perfecting points, curves, and Y-seams, and leave with a sampler quilt and enhanced skills. Ideal for beginners and experts alike!

May 10, 2024 | 9:00 AM - 4:00 PM
St. Stephen Episcopal Church, Troy, MI

REGISTER NOW: SPOTS ARE LIMITED!
Visit glhq.org for more information.




Rona Herman, also known as Rona the Ribbeter the Traveling Quilter is an internationally acclaimed quilter. Learn more at ronatheribbeter.com



May 2 – July 10

Soul Studio
5586 Drake Road
West Bloomfield Township

Opening Reception
May 2, 2024
5pm – 7pm



Fur, Fangs, Feathers and Fins

April 1 – Sept. 30 Free with Zoo admission | Free for members

See how art and nature are stitched together at the Detroit Zoo!

Our newest art exhibition, Fur, Fangs, Feathers and Fins, presents the work of 43 esteemed female artists from six countries. Each piece utilizes quilting techniques and fabrics to depict wildlife in their natural habitats — from amphibians to apex predators. With each visit, you will delve into the intricate beauty and patterns of animals and the natural world through contemporary fiber art.

Created by Studio Art Quilt Associates, Inc., this exhibition is displayed in the Ford Education Center's second-floor gallery. Don't miss this remarkable showcase of wildlife-inspired artwork!

SOUL STUDIO NEEDS SEWING MACHINES

**Does not need to be fancy,
just sturdy, in good working condition,
with adjustable speed, a few basic
stitches and hopefully the manual.
We have more artists wanting to learn
how to sew than we have working
machines... which is great BUT we need
better machines to work with.**



[please contact judyloyd@me.com](mailto:judyloyd@me.com)



LIBRARY NEWS

Library will be available in the back section of the hall near refreshments. Feel free to browse and borrow books and/or CD's as you make your way to refreshments. Many books and CDs that were borrowed back in December have been returned and are now available for other members to check out and enjoy!

We also have a few new items in our collection, which will be displayed on our table for check out. First come, first served!

If you have any recommendations for a book or CD, please send the book title and author to lpoterek1@aol.com.

~ Linda

**CALLING ALL FIBER ARTISTS & SEWERS
NOW TWO SATURDAYS TO PLAY**

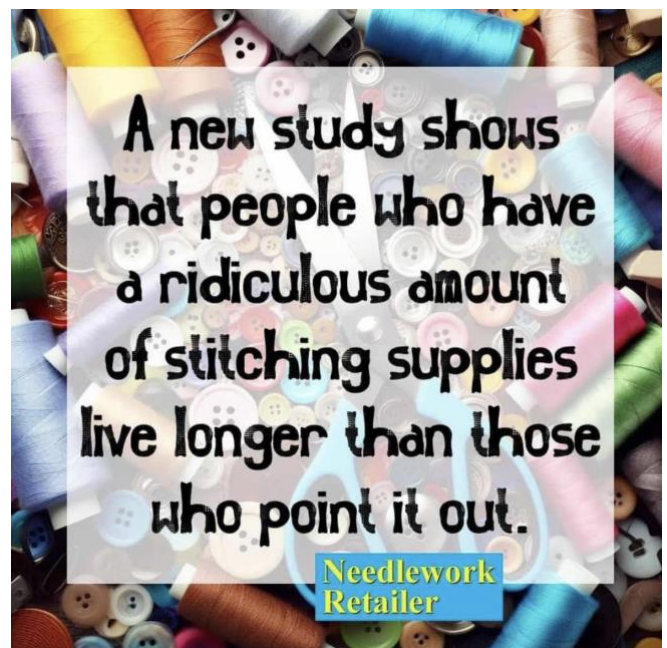


May 11 and May 25


This BEST way to spend a few fun, productive hours with your FiberArt/Sew Buddies! Join us on the 2nd & 4th Saturdays at the American House in Troy. We gather in a **FREE** meeting space in the event room on the 2nd floor. **No advance registration! Join us whenever.**

WHEN: the 2nd and 4th Saturday of every month
10:00 AM – 2:00 PM. Bring lunch, come when you can and stay as long as you like.

**WHERE: American House Troy,
2300 Grand Haven Drive, Troy**



SPECIAL INTEREST GROUPS



ARTFUL QUILTERS

a contemporary art quilting group

WHEN: the third Tuesday of the month
September to June
1:00 to 3:00pm

Contact: [Barbara Gittleman](#)
248-568-0573

KNITWITS

The KnitWits gather for a lovely day of knitting on the first Monday of the month, 10:00a-2:00p. Bring your own lunch and our host will provide beverages and dessert.

Contact: [Kathy Shuller](#)

BEADERS

Beaders of all skill levels meet on the first Tuesday of the month, 10:00a-2:00p. Work on the design or technique of your choice. Bring your own lunch and our host will provide beverages and dessert.

Contact: [Sharon McKenna](#)

SURFACE DESIGNERS

Join us at our next Zoom meeting on May 23, 2024 at 10:00a.

Surface Design is evolving into a social sharing event, where we highlight our creative activities from workshops and other fiber classes. We will not focus on any one particular technique but will learn from each other about what we are pursuing. We hope this will be a fun learning and sharing experience. Join us to share your creative successes and to suggest ideas you would like to pursue with the group.

Contact Mary Kaye or Susan for more information, or plan to join us at the Zoom meeting.

To get the details about our fiber adventures, join the Surface Design Google Group by sending a request to [Sharon](#).

[More information](#)



Color is my day-long
obsession, joy, and torment.

- Claude Monet



NTGM 2024 SEASON

Updated as of 03/16/2024. Subject to change.

APRIL

Tues. April 9, 2024 - 10:00 am ON-SITE
Artist: Michelle Detering
Lecture: Nature in Contemporary Watercolor

Tues. April 9, 2024 - 12:45 pm ON-SITE
Wed. April 10, 2024 - 9:30 am ON-SITE
Workshop: Introduction to Watercolor:
 A Modern Approach to the Medium Using
 Paper and Fiber

Sat. April 13, 2024 - 10:00 am ON-SITE
FiberArt Saturday: American House Troy

Sat. April 27, 2024 - 10:00 am ON-SITE
FiberArt Saturday: American House Troy

MAY

Sat. May 11, 2024 - 10:00 am ON-SITE
FiberArt Saturday: American House Troy

Tues. May 14, 2024 - 10:00 am ON-SITE
Seminar Day ~ Member-Only Workshops
 Manual and Electronic Cutters
Presenters: Meena Schaldenbrand
 and Sheryl Hogan

Sat. May 25, 2024 - 10:00 am ON-SITE
FiberArt Saturday: American House Troy

JUNE

Sat. June 8, 2024 - 10:00 am ON-SITE
FiberArt Saturday: American House Troy

Tues. June 11, 2024 - 10:00 am ON-SITE
Annual Creativity Show and Luncheon
Save the date... this is always fun

Sat. June 22, 2024 - 10:00 am ON-SITE
FiberArt Saturday: American House Troy

- **ON-SITE MEETINGS NOTED IN BLACK**
 St. Stephen's Episcopal Church,
 5500 N. Adams Road, Troy, MI 48098
- **ON-SITE WORKSHOPS NOTED IN BLUE**
 Pre-registration required for all In-person
 workshops and Zoom workshops
- **ZOOM MEETINGS & WORKSHOPS IN RED**

- Knitwits meet the 1st Monday
- Beaders meet the 1st Tuesday
- Artful Quilters meet the 3rd Tuesday
- Surface Designers meet the 4th Thursday**
- FiberArt Saturday meet 2nd & 4th Saturdays

CHECK FIRST, CHANGES HAPPEN



May 2024

May 14 9:30a – 3:30p

Seminar Day - Member-Only Workshops

MEENA SCHALDENBRAND
SHERYL HOGAN

“Manual and Electronic Cutters”

Join us for an overview of many different types of manual and electronic cutters available. Whether you already own one or more of these devices, or are considering purchasing one, come find out more about them and put them to the test to see what they can do for you.

The morning includes the general meeting followed by a PowerPoint presentation showing lots of examples of finished projects using electronic and manual cutters and discussing the pros and cons of each.

The afternoon will include demonstrations of the cutters and time to complete a small project using some of the techniques shown.

Seminar Day is FREE this month as a thank you to our loyal members.
Bring your lunch and enjoy a day with friends, discovering new tools and techniques.



Brother Scan-n-Cut



Cutting vinyl with Cricut

May 2024

May 14 9:30a – 3:30p

Seminar Day

MEENA SCHALDENBRAND
SHERYL HOGAN

Demonstrations and Workshop

How to...

- Use template sheets to create stencils with the Scan n Cut and Cricut cutting machines.
- Apply and use stencils.
- Use the Sizzix manual dies with the Big Shot manual cutter.
- Cut paper, fabric, vinyl, heat transfer vinyl, etc. on manual cutters.
- Emboss on paper, metal, and leather to add textures and designs.
- Cut fabric with thin metal dyes.
- Use the Accuquilt cutting machine:
 - cuts multiple layers
 - maximizes fabric
 - eliminates body strain

Participants will cut out 3 hearts using a manual die cutter and create a design on their fabric. You can hand embroider the Heart panel with names and special dates like weddings, birthdays, and anniversaries.

As an alternative, you may cut out 3 different shapes and create a design of your own.

Supply List

- Two fat Quarters and/or fabric scraps
- 8 x11 batt for lining
- fusible web with paper backing, like Wonder Under or Heat & Bond
- basic sewing and embroidery supplies



Celebrating 51 years of FiberArt

Tuesday, June 11th

Join us for our Annual Creativity Show,
Show & Tell and Luncheon

For the Creativity Show,
you can present anything that you have
created in this past year... garment or
any other form of FiberArt.

Just fill out this attached form and
send by June 4th, with a photo to:

Kathy Shuller
103 Cambridge Boulevard
Pleasant Ridge, MI 48069

Or email to:
jshuller1@mindspring

NTGM 51st - Creativity Show

GARMENT
 NON-GARMENT

For the 2024 show, mail or email information about your garments and non-garments, with a photo, no later than June 4th to:
Kathy Shuller
103 Cambridge Boulevard
Pleasant Ridge, MI 48069
or email to: jshuller1@mindspring

Your Name: _____

Description: _____

How was it made: _____

Workshop, if related: _____

Other Interesting Information: _____

[Link to Show form](#)

The Show & Tell...
it will be in the Choir
Room as usual.
Bring any necessary
display materials.

NTGM 51st - Creativity Show

Show & Tell items from workshops. Tables will be available in the Choir Room for displaying items. Bring your own "display" equipment. Please fill out this form and place next to each item you want to display.

Your Name: _____

Title of Piece: _____

Name of Workshop: _____

Teacher & Date: _____

Comments or explanation: _____

[Link to S&T form](#)

The Luncheon...
will be catered, once again, by Nino Salvaggios. it will be a nice assortment of croissants (meat, cheese and vegetarian), potato salad, vinaigrette coleslaw, fresh fruit and beverages.

Only \$10 to members.
See attached RSVP to send **by June 4th** to:
Barb Skimin
4073 Summerfield Drive
Troy, MI 48085

**You are welcome to bring a dessert...
sign-up will be at May meeting.**

[Link to
RSVP form](#)

NTGM 51st Creativity Show
RSVP & \$10

NAME _____

CHECK NO. _____ CASH _____

Yes, I will be there No, Unfortunately

Vegetarian

PLEASE MAKE CHECK OUT TO: NTGM
MAIL this RSVP with check by June 4th to:
Barb Skimin 4073 Summerfield Drive, Troy MI 48085
OR bring to the May meeting

**This is a special event just for NTGM
members, no guests please.**

WHAT WOULD NTGM BE WITHOUT PROGRAMS?

NTGM is all about programs – lectures, workshops, seminars, community service. Although attendance at meetings and participation in Guild activities provides a great opportunity to socialize and share with like-minded members, the essence of NTGM is the programs.

Programs do not just happen. There is a considerable amount of time required to provide the membership with nine monthly programs each year. Sometimes all of this has been successfully accomplished by one individual. But we all know that any task is made easier when the workload is shared, as it has been this past year, by co-VPs/Programs Barbara Skimin and Terrie Voigt.

Because Barbara and Terrie have one year remaining on their term before they retire, they would like to establish a procedure that would make the transition easier for new co-chairs, both now and in future years. The three-year plan requires finding two members who would be willing to make a commitment to step into the VP position as co-chairs after a year of mentoring.

Here is the plan:

- First year: Work with current VPs to learn how to find program ideas and implement them.
- Second year: Implement current programs and plan future programs.
- Third year: Implement current programs, plan future programs, and mentor new volunteer co-chairs.

Your membership is essential to NTGM. We are who we are because of you. Please consider the additional contribution you can make to this amazing Guild by volunteering for this most important leadership role.

WHAT WILL NTGM BE WITHOUT PROGRAMS?

September 2024

September 10

MICHELLE DOBRIN

“Stitched Wallscapes”

Michelle Dobrin is a self-taught art quilter and fiber artist who has been creating non-traditional, one-of-a-kind quilted wall-hangings since 1997. Her early art quilts, made while pursuing a degree in biology, featured appliquéd images of insects. Since then, her range of subjects has changed and broadened, even as her interest in nature and her love of color have led her to incorporate different fibers and creative stitchwork that add a visual texture to the traditional soft and smooth broadcloth surfaces.

Michelle’s lecture will describe her process of transforming landscape photos of her favorite buildings into beautiful quilted and textured fiber art. The techniques are similar to those used to create the Stitched Photoscapes of land and seascapes that emphasized more organic shapes of vegetation, rocks, and water. This new process emphasizes buildings - their geometric shapes and the unique patterns they can form, introducing her new technique of layering opaque sketches on dryer sheets.

www.michelledobrinart.com



September 2024

Tuesday, September 10

12:45p – 3:45p

Wednesday, September 11

9:30a – 3:45p

MICHELLE DOBRIN

Workshop

“Fabric Mosaics”

Learn to create mosaic designs without having to work with sharp tiles and heavy tools. Michelle will show participants how to use bits of favorite fabrics and threads to make small art quilts (4”x6” matted or 8”x10” on canvas) that look like mosaic tiles but are soft to the touch.

Paper sketches are used as patterns for the designs. Instruction will include information and creative tips for building and quilting the mosaic designs and finishing the pieces so that they look like paintings or prints ready to hang.



October 2024

October 8

CHARLIE PATRICOLO

“Not Your Grandmother’s Dolls!”

Charlie Patricolo has been making cloth dolls for over 50 years. For the past 25 years, they are the way she has made her living and her life - teaching cloth dollmaking and creating dolls to sell in galleries, and now here. About her creative inspiration,

Charlie says:

“The start of a new doll or series can come from just about anywhere. I might hear a line in a song or story and begin to imagine how to show that thought or image in a doll form. Or I might see a piece of fabric that starts the process. I switch from making pose-able dolls to hanging dolls, to fixed position to rag dolls. There is a great joy in sharing the process with others who would like to make dolls. I teach dollmaking 'in person' and love that challenge and seeing the work that students create.”

Through a trunk show presentation, Charlie will show and talk about her dolls, where her ideas come from, and how she approaches the creative process.



www.charliepatricolo.com

October 2024

Tuesday, October 8	12:45p – 3:45p
Wednesday, October 9	9:30a – 3:45p
Thursday, October 10	9:30a – 3:45p
Friday, October 11	9:30a – 3:45p

CHARLIE PATRICOLO

Workshop

“Making the ‘Little Lady’ Doll”

“She has arrived at a place in her life where she realized that making someone else feel special is ... EVERYTHING!”

Make this cloth doll to brighten up your space, as she takes her place in the room on her wooden base. Participants will construct the body of the doll, needle-sculpt her face, use pens and pencils to create her features, and cut and sew the clothing using the patterns provided.

No doll-making experience is needed. Students must bring a working sewing machine and know how to sew.



November 2024

November 12

KAREN TURCKES

“An Overview of Fabric Alteration Techniques”

Karen Turckes is a fiber artist and teacher who has worked with textiles all her life. She is a graduate of the Clothing and Textiles program at Michigan State University, as well as Jane Dunnewold’s Art Cloth Mastery Program in San Antonio, Texas.

Karen will discuss techniques based on the Japanese concept of Wabi-Sabi – the aesthetics of finding beauty in the imperfection. Her lecture will describe and explain the process of deconstructing, reconstructing, and altering fabrics to use in collage. Techniques include layering fabric fragments, hand-stitching, mark making, abrading, dissolving, and the use of several commercial products.

www.windberrystudio.com



November 2024

Tuesday, April 9 12:45p – 3:45p
Wednesday, April 10 9:30a – 3:45p

KAREN TURCKES

Workshop

“Altering Fabric for Collage”

Embrace the Japanese concept of Wabi-Sabi – the aesthetics of finding beauty in the imperfection. Using a variety of fabrics (sheers, textures, solids) and paper, students will deconstruct, reconstruct, and alter pieces in preparation for two 5”x7” canvas collages. Methods used are layering fabric fragments, hand stitching, mark making, abrading, and dissolving. Application of Plaster of Paris, Crackle Paste, Paper Clay, and Encaustic Wax will add a new dimension.



December 2024

Tuesday, December 10

9:30a – 3:45p

SEMINAR DAY

(Members Only)

Choose **ONE** workshop. **NO** workshop fee.

Three great classes to choose from.
Bring your lunch and come prepared to learn a new technique.

WORKSHOPS

Beaded Rope

Sharon McKenna

A versatile herringbone stitch necklace using beads of various sizes and shapes.
Kit fee TBD

Rattail Coiling Workshop

Susan McCarty

Coil rattail and attach to felt, canvas, or fabric to create abstract designs.
Kit fee TBD

Knitted Purse

Claudia Scroggins

Knit a clutch small enough for a quick project but big enough to hold essentials.
Kit fee TBD

Sit & Stitch

Not interested in taking a workshop but still want to join us for the day?
Sit & Stitch space will be available. Bring whatever you want to work on.

January 2025

ZOOM Lecture

January 14

BETH ROSS JOHNSON

“Sashiko: Japanese Folk Stitching”

Beth Johnson is a weaver, teacher, and writer. She grew up in Charleston, South Carolina where she became interested in weaving and the textile arts, studying with weaving legend Norman Kennedy. Beth maintains a studio in western North Carolina, where she has lived since 1980, and currently teaches at a variety of institutions, writes articles for textile magazines, and exhibits her work in the US and Canada.

A lifelong fascination with Asian art led to an interest in Japanese textiles. Beth has had two extensive stays in Japan to study kasuri (ikat weaving and dyeing) and sakiori (rag weaving) with master weavers. Other avenues of exploration include sashiko stitching, nyoho-e (Zen stitching), and ikat processes.

In a Power Point presentation, Beth will discuss the history of Japanese folk stitching traditions and suggest resources for learning more about these traditional art forms. Boro Boro originated out of necessity during medieval Japan, becoming a practical way to extend the life of worn-out clothing and household items. Kogin embroidery is a type of sashiko stitching that uses short horizontal running stitches to create beautiful geometric patterns.

www.bethrossjohnson.com



January 2025

ZOOM Workshop

Tuesday, January 14 12:45p – 3:45p

Wednesday, January 15 9:00a – 12:00p

BETH ROSS JOHNSON

Workshop

“Sashiko”

Sashiko is a versatile Japanese stitching and embroidery technique primarily used to mend, reinforce, and embellish garments and decorative and utilitarian household items.

In the workshop, participants will be introduced to two styles of sashiko, and learn how to design, transfer designs to cloth, and stitch to repair, reinforce, and embellish cloth.

The workshop includes two sessions, and a follow up Show & Tell session a few weeks later (actual date TBA).

On TUESDAY: **Hitomezashi Sashiko**: a geometric style of horizontal, vertical, and diagonal stitching based on a grid.

On WEDNESDAY: **Moyouzashi Sashiko**: a simpler form of sashiko that is made of straight or curved lines of running stitches. Patterns can be geometric or more freeform.



February 2025

ZOOM Lecture
February 11

DAVID OWEN HASTINGS

“Minimal Design, Maximum Impact”

David Owen Hastings is a modern quilter, graphic designer, and print and textile artist, speaker, and teacher. He creates richly layered contemporary art pieces and modern quilt and textile designs.

David will present an overview of the process he uses to create simple graphic quilt designs, starting with stitched paper models called maquettes. He will explain how to translate an architectural photo into a quilt design and show samples of mini quilts he has created using this process. The techniques David presents are also great for making unique modern quilt block designs. In addition, he will discuss walking foot quilting and how to break free from ‘stitch-in-the-ditch’.

www.davidowenhastings.com



February 2025

ZOOM Workshop

Wednesday, February 12 10:00a – 4:00p


DAVID OWEN HASTINGS

Workshop

“Inspired by Architecture”

Explore a creative process for developing dynamic and unique quilt designs to add to your own modern abstract quilts.

Working from photos of architectural elements, David will guide you through the steps to design a mini modern fabric quilt... inspired by architecture! You will learn the quilt-as-you-go method, sewing the top pieces, batting and backing simultaneously. You'll then add texture and complexity with David's unique approach to walking foot machine quilting where the quilting lines become a major design element. Learn to connect multiple quilted units with a great gusset join technique, then add a simple face binding for a modern finish.



March 2025

March 11

SUE WALTON

“Looking at Series: the Whys and Hows”

Sue Walton has been weaving for over 30 years after learning to weave in a class as prep for getting a MS in Art Education. Having woven it all (almost), she chose to focus on fabrics for clothing. Sue enjoys weaving, dyeing, and spinning, and was the Weaving Instructor at the Birmingham Bloomfield Art Center for 17 years, a position she stepped away from to do her own work.

Sue’s presentation will explore the concept of “working in series”. To understand why creatives do this, we will look at different artists and the ways their individual work develops through the use of this approach. Sue will then help us discover how we, as fiber artists, can utilize working in a series with step-by-step ways to find inspiration.



March 2025

Tuesday, March 11 12:45p – 3:45p
Wednesday, March 12 9:30a – 3:45p

SUE WALTON

Workshop

“Weaving Texture on a Frame Loom”

Participants in this workshop will learn to make a frame loom and put on a warp, incorporating yarns, fabric, ribbons, and fun objects to add color and texture to your piece. Sue will demonstrate a variety of different weave techniques and stitches to enhance your project. Learn how to take your project off your loom so you can turn the weaving into a wall hanging, table mat, or perhaps a pillow.



April 2025

April 8

SUE SCREWS

“Properties and Possibilities of Polymer Clay”

For Sue Screws, polymer clay provides endless ways to enjoy making jewelry and other items, from mixing the clay into coordinating colors, shaping it into intriguing forms, and texturing with at hand materials.

Polymer Clay can mimic SO many materials- metal, stone, wood, glass, flesh, fur, ceramic, fabric- you name it! Sue will explain the unique characteristics of polymer clay and the importance of understanding the effects of each property in working with the clay.



[Studio 1663 LLC](http://www.studio1663.com)

April 2025

Tuesday, April 8 12:45p – 3:45p
Wednesday, April 9 9:30a – 3:45p

SUE SCREWS

Workshop

“Polymer Clay - Buttons and Beads”

The workshop will be centered on Mokume Gane, a Japanese metal technique that translates as faux wood. Participants will create a color pallet, make a billet of clay, distort the clay, and shave bits off to apply to a background. This veneer will be used to create buttons and beads.

If you plan to create buttons for a specific fabric or yarn, I suggest bringing a sample for us to match or coordinate.



May 2025

Tuesday, May 13 9:30a – 3:30p
Wednesday, May 14 9:30a – 3:30p

COMMUNITY SERVICE DAYS SEW POWERFUL PURSE PROJECT

The Community Service project that we have chosen for this year is the **Sew Powerful Purse Program**. This program is designed to help girls and young women in Zambia to stay in school throughout the year, and thus complete their education through high school. Please read the Overview of the program [HERE](#). It includes information about why the program was started and how it has helped to encourage girls to stay in school.

The Sew Powerful Purse Program aims to provide colorful and well-made purses (made by volunteers) so the girls can carry their needed hygiene supplies and still be in school.

The purses are filled with reusable cloth menstrual pads, underwear, and soap. Once a year, volunteers meet with all the girls at the local school and talk about health, hygiene, and menstruation. After that each young lady receives her supplies tucked into a beautiful purse.

The pattern we will use is found [HERE](#). It would be great if you all can set aside some of your fabrics for this project. Two fat-quarters will be enough to cut the outer parts and the lining. Throughout the coming year we plan to cut fabric and make kits, so our meeting in May of 2025 can be a day of just sewing.

For questions: Carol Buszek at (586)
899-9960 or clg@wideopenwest.com



June 2025

June 10

Annual
CREATIVITY SHOW
and
LUNCHEON

NTGM
PHOTO REVIEW
~
50TH
ANNIVERSARY
CELEBRATION
JUNE 13, 2023

